



Customer Service
PO Box 11813
Harrisburg, PA 17108-1813

ACCOUNT STATEMENT

For the Month Ending
October 31, 2019

SAN BERNARDINO COUNTY

Client Management Team

Kenneth Schiebel, CFA

Managing Director
213 Market Street
Harrisburg, PA 17101-2141
717-232-2723
schiebelk@pfm.com

Danny A. Nelson

Senior Managing Consultant
190 South LaSalle, Suite 2000
Chicago, IL 60603
312-523-2434
nelsond@pfm.com

Contents

Cover/Disclosures
Summary Statement
Individual Accounts

Accounts included in Statement

76990800 SAN BERNARDINO COUNTY

SAN BERNARDINO COUNTY
PARTH BHATT
268 WEST HOSPITALITY LANE
FIRST FLOOR
SAN BERNARDINO, CA 92415-0360

Online Access www.pfm.com

Customer Service 1-717-232-2723



Important Disclosures

Important Disclosures

This statement is for general information purposes only and is not intended to provide specific advice or recommendations. PFM Asset Management LLC ("PFM") is an investment advisor registered with the Securities and Exchange Commission, and is required to maintain a written disclosure statement of our background and business experience. If you would like to receive a copy of our current disclosure statement, please contact Service Operations at the address below.

Proxy Voting PFM does not normally receive proxies to vote on behalf of its clients. However, it does on occasion receive consent requests. In the event a consent request is received the portfolio manager contacts the client and then proceeds according to their instructions. PFM's Proxy Voting Policy is available upon request by contacting Service Operations at the address below.

Questions About an Account PFM's monthly statement is intended to detail our investment advisory activity as well as the activity of any accounts held by clients in pools that are managed by PFM. The custodian bank maintains the control of assets and executes (i.e., settles) all investment transactions. The custodian statement is the official record of security and cash holdings and transactions. PFM recognizes that clients may use these reports to facilitate record keeping and that the custodian bank statement and the PFM statement should be reconciled and differences resolved. Many custodians use a settlement date basis which may result in the need to reconcile due to a timing difference.

Account Control PFM does not have the authority to withdraw funds from or deposit funds to the custodian. Our clients retain responsibility for their internal accounting policies; implementing and enforcing internal controls and generating ledger entries or otherwise recording transactions.

Market Value Generally, PFM's market prices are derived from closing bid prices as of the last business day of the month as supplied by ICE Data Services or Bloomberg. Where prices are not available from generally recognized sources the securities are priced using a yield-based matrix system to arrive at an estimated market value. Prices that fall between data points are interpolated. Non-negotiable FDIC-insured bank certificates of deposit are priced at par. Although PFM believes the prices to be reliable, the values of the securities do not always represent the prices at which the securities could have been bought or sold. Explanation of the valuation methods for money market and TERM funds is contained in the appropriate fund information statement.

Amortized Cost The original cost of the principal of the security is adjusted for the amount of the periodic reduction of any discount or premium from the purchase date until the date of the report. Discount or premium with respect to short term securities (those with less than one year to maturity at time of issuance) is amortized on a straightline basis. Such discount or premium with respect to longer term securities is amortized using the constant yield basis.

Tax Reporting Cost data and realized gains / losses are provided for informational purposes only. Please review for accuracy and consult your tax advisor to determine the tax consequences of your security transactions. PFM does not report such information to the IRS or other taxing authorities and is not responsible for the accuracy of such information that may be required to be reported to federal, state or other taxing authorities.

Financial Situation In order to better serve you, PFM should be promptly notified of any material change in your investment objective or financial situation.

Callable Securities Securities subject to redemption prior to maturity may be redeemed in whole or in part before maturity, which could affect the yield represented.

Portfolio The securities in this portfolio, including shares of mutual funds, are not guaranteed or otherwise protected by PFM, the FDIC (except for certain non-negotiable certificates of deposit) or any government agency. Investment in securities involves risks, including the possible loss of the amount invested. Actual settlement values, accrued interest, and amortized cost amounts may vary for securities subject to an adjustable interest rate or subject to principal paydowns. Any changes to the values shown may be reflected within the next monthly statement's beginning values.

Rating Information provided for ratings is based upon a good faith inquiry of selected sources, but its accuracy and completeness cannot be guaranteed. Shares of some money market and TERM funds are marketed through representatives of PFM's wholly owned subsidiary, PFM Fund Distributors, Inc. PFM Fund Distributors, Inc. is registered with the SEC as a broker/dealer and is a member of the Financial Industry Regulatory Authority ("FINRA") and the Municipal Securities Rulemaking Board ("MSRB"). You may reach the FINRA by calling the FINRA Regulator Public Disclosure Hotline at 1-888-289-9999 or at the FINRA Regulation Internet website address www.nasdr.com. A brochure describing the FINRA Regulation Public Disclosure Program is also available from the FINRA upon request.

Key Terms and Definitions

Dividends on money market funds consist of interest earned, plus any discount ratably amortized to the date of maturity, plus all realized gains and losses on the sale of securities prior to maturity, less ratable amortization of any premium and all accrued expenses to the fund. Dividends are accrued daily and may be paid either monthly or quarterly. The monthly earnings on this statement represent the estimated dividend accrued for the month for any program that distributes earnings on a quarterly basis. There is no guarantee that the estimated amount will be paid on the actual distribution date.

Current Yield is the net change, exclusive of capital changes and income other than investment income, in the value of a hypothetical fund account with a balance of one share over the seven-day base period including the statement date, expressed as a percentage of the value of one share (normally \$1.00 per share) at the beginning of the seven-day period. This resulting net change in account value is then annualized by multiplying it by

365 and dividing the result by 7. The yields quoted should not be considered a representation of the yield of the fund in the future, since the yield is not fixed.

Average maturity represents the average maturity of all securities and investments of a portfolio, determined by multiplying the par or principal value of each security or investment by its maturity (days or years), summing the products, and dividing the sum by the total principal value of the portfolio. The stated maturity date of mortgage backed or callable securities are used in this statement. However the actual maturity of these securities could vary depending on the level or prepayments on the underlying mortgages or whether a callable security has or is still able to be called.

Monthly distribution yield represents the net change in the value of one share (normally \$1.00 per share) resulting from all dividends declared during the month by a fund expressed as a percentage of the value of one share at the beginning of the month. This resulting net change is then annualized by multiplying it by 365 and dividing it by the number of calendar days in the month.

YTM at Cost The yield to maturity at cost is the expected rate of return, based on the original cost, the annual interest receipts, maturity value and the time period from purchase date to maturity, stated as a percentage, on an annualized basis.

YTM at Market The yield to maturity at market is the rate of return, based on the current market value, the annual interest receipts, maturity value and the time period remaining until maturity, stated as a percentage, on an annualized basis.

Managed Account A portfolio of investments managed discretely by PFM according to the client's specific investment policy and requirements. The investments are directly owned by the client and held by the client's custodian.

Unsettled Trade A trade which has been executed however the final consummation of the security transaction and payment has not yet taken place.

Please review the detail pages of this statement carefully. If you think your statement is wrong, missing account information, or if you need more information about a transaction, please contact PFM within 60 days of receipt. If you have other concerns or questions regarding your account you should contact a member of your client management team or PFM Service Operations at the address below.

PFM Asset Management LLC
Attn: Service Operations
213 Market Street
Harrisburg, PA 17101



SAN BERNARDINO COUNTY

Consolidated Summary Statement

Account Statement
For the Month Ending **October 31, 2019**

Portfolio Summary

Portfolio Holdings	Cash Dividends and Income	Closing Market Value
PFM Managed Account	14,319,785.62	6,766,893,708.51
Cash Balance	0.00	252,360,586.77
Total	\$14,319,785.62	\$7,019,254,295.28

Investment Allocation

Investment Type	Closing Market Value	Percent
Asset-Backed Security	139,429,949.36	1.99
Bank Note	138,036,231.00	1.97
Certificate of Deposit	475,074,941.50	6.77
Commercial Paper	399,279,600.00	5.69
Corporate Note	146,247,441.20	2.08
Federal Agency Bond / Note	1,730,803,775.00	24.65
Federal Agency Discount Note	79,885,850.45	1.14
Federally Insured Cash Account	50,000,000.00	0.71
Joint Powers Authority	282,000,000.00	4.02
Money Market Mutual Fund	459,000,000.00	6.54
NOW Account	225,000,000.00	3.21
Supra-National Agency Bond / Note	349,213,725.00	4.98
Supra-National Discount Note	183,526,620.00	2.61
U.S. Treasury Bond / Note	2,109,395,575.00	30.04
Cash Balance	252,360,586.77	3.60
Total	\$7,019,254,295.28	100.00%



Consolidated Summary Statement

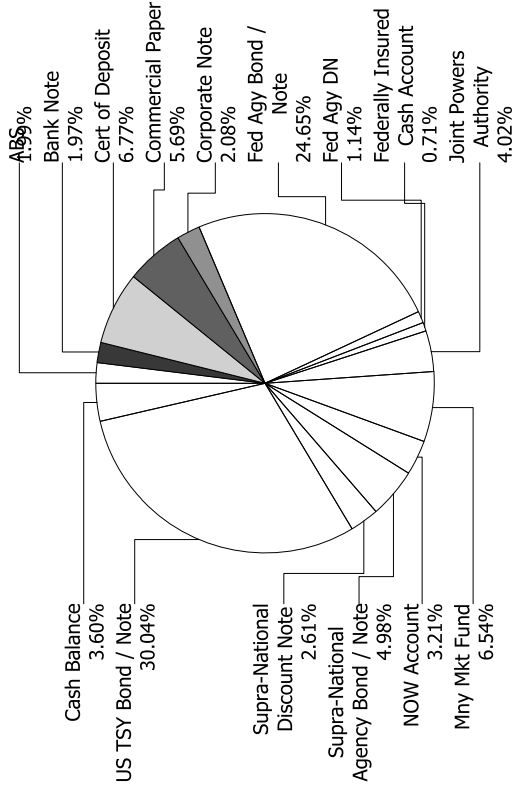
SAN BERNARDINO COUNTY

Maturity Distribution (Fixed Income Holdings)

Portfolio Holdings	Closing Market Value	Percent
Under 30 days	1,613,283,811.77	22.98
31 to 60 days	249,745,325.00	3.56
61 to 90 days	325,222,867.50	4.63
91 to 180 days	569,712,084.75	8.12
181 days to 1 year	1,375,464,109.70	19.60
1 to 2 years	1,098,007,275.97	15.64
2 to 3 years	728,075,855.84	10.37
3 to 4 years	572,212,031.10	8.15
4 to 5 years	487,530,933.65	6.95
Over 5 years	0.00	0.00
Total	\$7,019,254,295.28	100.00%

Weighted Average Days to Maturity 472

Sector Allocation





Managed Account Summary Statement

For the Month Ending **October 31, 2019**

SAN BERNARDINO COUNTY - 76990800

Transaction Summary - Managed Account

Opening Market Value

Maturities/Calls	\$6,577,154,320.37
Principal Dispositions	(845,319,906.04)
Principal Acquisitions	(505,650,000.00)
Unsettled Trades	1,475,791,394.66
Change in Current Value	57,267,250.51
	7,650,649.01
Closing Market Value	\$6,766,893,708.51

Cash Transactions Summary - Managed Account

Maturities/Calls	846,107,675.01
Sale Proceeds	505,695,861.11
Coupon/Interest/Dividend Income	11,823,525.02
Principal Payments	319,906.04
Security Purchases	(1,538,718,401.00)
Net Cash Contribution	174,771,433.82
Reconciling Transactions	0.00

Earnings Reconciliation (Cash Basis) - Managed Account

Interest/Dividends/Coupons Received	12,977,061.14
Less Purchased Interest Related to Interest/Coupons	(694,193.84)
Plus Net Realized Gains/Losses	2,036,918.32
Total Cash Basis Earnings	\$14,319,785.62

Cash Balance

Closing Cash Balance **\$0.00**

Earnings Reconciliation (Accrual Basis)

	Total
Ending Amortized Value of Securities	6,717,632,632.67
Ending Accrued Interest	23,767,666.24
Plus Proceeds from Sales	505,695,861.11
Plus Proceeds of Maturities/Calls/Principal Payments	846,427,581.05
Plus Coupons/Dividends Received	11,823,525.02
Less Cost of New Purchases	(1,533,603,482.12)
Less Beginning Amortized Value of Securities	(6,532,990,925.43)
Less Beginning Accrued Interest	(26,661,582.57)
Total Accrual Basis Earnings	\$12,091,275.97

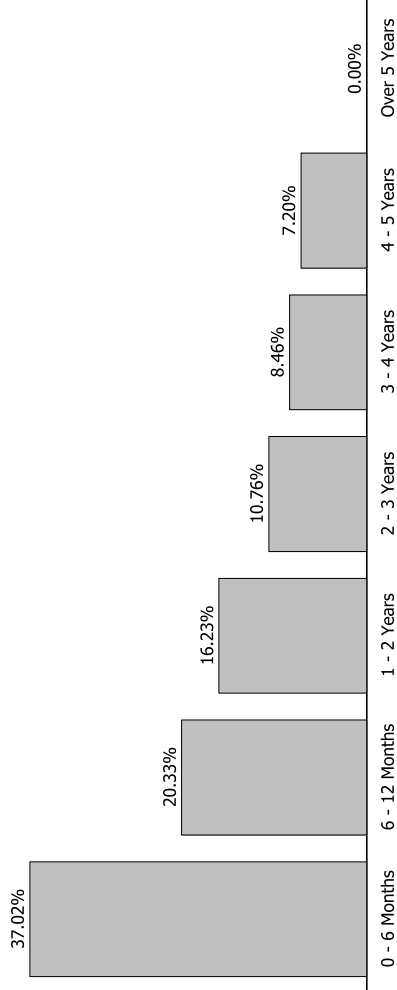


Portfolio Summary and Statistics

For the Month Ending **October 31, 2019**

SAN BERNARDINO COUNTY - 76990800

Maturity Distribution



Characteristics

Yield to Maturity at Cost	2.12%
Yield to Maturity at Market	1.69%
Duration to Worst	1.23
Weighted Average Days to Maturity	490



Managed Account Issuer Summary

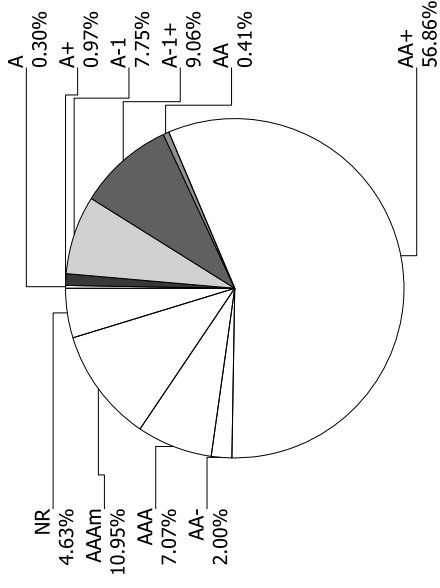
For the Month Ending October 31, 2019

SAN BERNARDINO COUNTY - 76990800

Issuer Summary

Issuer	Market Value of Holdings	Percent
3M COMPANY	17,120,469.00	0.25
AMERICAN HONDA FINANCE	49,984,250.00	0.74
BANK OF AMERICA CO	75,318,766.00	1.11
BANK OF MONTREAL	50,042,715.00	0.74
BANK OF THE WEST	225,000,000.00	3.33
BNP PARIBAS	149,775,425.00	2.21
CAMP	282,000,000.00	4.17
CHASE ISSURANCE	13,684,525.04	0.20
CREDIT AGRICOLE SA	49,884,500.00	0.74
DEERE & COMPANY	20,222,800.00	0.30
EXXON MOBIL CORP	57,927,417.00	0.86
FANNIE MAE	683,687,035.00	10.10
FEDERAL FARM CREDIT BANKS	253,038,285.95	3.74
FEDERAL HOME LOAN BANKS	688,202,494.50	10.16
FEDERATED GOVT OBLIGATIONS FUNDS	1,000,000.00	0.01
FIDELITY TREASURY MF	458,000,000.00	6.77
FREDDIE MAC	185,761,810.00	2.75
HONDA AUTO RECEIVABLES	40,491,574.20	0.60
HYUNDAI AUTO RECEIVABLES	6,253,512.50	0.09
INTER-AMERICAN DEVELOPMENT BANK	127,967,675.00	1.89
INTERNATIONAL FINANCE CORPORATION	25,172,700.00	0.37
INTL BANK OF RECONSTRUCTION AND DEV	379,599,970.00	5.61
JOHN DEERE OWNER TRUST	17,633,480.85	0.26
JOHNSON & JOHNSON	3,004,848.00	0.04
JP MORGAN CHASE & CO	45,183,311.00	0.67
MERCEDES-BENZ AUTO RECEIVABLES	13,504,937.75	0.20
MICROSOFT CORP	24,788,524.20	0.37
MITSUBISHI UFJ FINANCIAL GROUP INC	24,989,925.00	0.37
NORDEA BANK AB	100,020,950.00	1.48
RABOBANK NEDERLAND	74,842,007.00	1.11
STONECASTLE FICA	50,000,000.00	0.74
SVENSKA HANDELSBANKEN AB	75,025,522.25	1.11

Credit Quality (S&P Ratings)





Managed Account Issuer Summary

SAN BERNARDINO COUNTY - 76990800

Issuer	Market Value of Holdings	Percent
SWEDBANK AB	50,012,090.00	0.74
TORONTO-DOMINION BANK	25,000,800.00	0.37
TOYOTA MOTOR CORP	122,878,968.02	1.82
UNITED STATES TREASURY	2,109,395,575.00	31.16
US BANCORP	82,916,016.00	1.23
WAL-MART STORES INC	27,466,342.00	0.41
WELLS FARGO & COMPANY	80,094,487.25	1.18
Total	\$6,766,893,708.51	100.00%



Managed Account Detail of Securities Held

For the Month Ending **October 31, 2019**

SAN BERNARDINO COUNTY - 76990800

Security Type / Description Dated Date / Coupon / Maturity	CUSIP	S&P Rating	Moody's Rating	Trade Date	Settle Date	Original Cost	YTM at Cost	Accrued Interest	Amortized Cost	Market Value
U.S. Treasury Bond / Note										
US TREASURY NOTES DTD 11/30/2012 1.000% 11/30/2019	912828UB4	AA+	Aaa	11/10/16	11/14/16	24,900,390.63	1.13	105,191.26	24,997,370.25	24,983,025.00
US TREASURY NOTES DTD 12/15/2016 1.375% 12/15/2019	912828U73	AA+	Aaa	09/26/17	09/27/17	24,948,242.19	1.47	130,549.86	24,997,165.00	24,986,675.00
US TREASURY N/B NOTES DTD 01/17/2017 1.375% 01/15/2020	912828V31	AA+	Aaa	01/12/18	01/16/18	49,376,953.13	2.01	203,634.51	49,935,466.00	49,976,550.00
US TREASURY NOTES DTD 02/15/2017 1.375% 02/15/2020	912828W22	AA+	Aaa	01/12/18	01/16/18	49,337,890.63	2.03	145,720.11	49,906,943.00	49,957,050.00
US TREASURY NOTES DTD 03/02/2015 1.375% 02/29/2020	912828J50	AA+	Aaa	02/01/17	02/02/17	24,858,398.44	1.56	58,550.82	24,984,506.00	24,977,550.00
US TREASURY NOTES DTD 04/30/2015 1.375% 04/30/2020	912828K58	AA+	Aaa	01/06/17	01/09/17	49,675,781.25	1.58	1,888.74	49,950,212.00	49,941,400.00
US TREASURY NOTES DTD 04/30/2013 1.125% 04/30/2020	912828VA5	AA+	Aaa	01/31/18	02/01/18	48,820,312.50	2.21	1,545.33	49,733,543.50	49,880,850.00
US TREASURY NOTES DTD 05/31/2013 1.375% 05/31/2020	912828VF4	AA+	Aaa	03/28/18	03/29/18	49,009,765.63	2.31	289,275.96	49,731,491.50	49,927,750.00
US TREASURY NOTES DTD 06/01/2015 1.500% 05/31/2020	912828XE5	AA+	Aaa	04/25/18	04/26/18	48,966,796.88	2.52	315,573.77	49,709,363.50	49,960,950.00
US TREASURY NOTES DTD 07/01/2013 1.875% 06/30/2020	912828VJ6	AA+	Aaa	03/28/18	03/29/18	49,511,718.75	2.32	315,896.74	49,854,243.50	50,078,100.00
US TREASURY NOTES DTD 07/01/2013 1.875% 06/30/2020	912828VJ6	AA+	Aaa	04/25/18	04/26/18	49,298,828.13	2.54	315,896.74	49,783,036.00	50,078,100.00
US TREASURY NOTES DTD 06/30/2015 1.625% 06/30/2020	912828XH8	AA+	Aaa	07/01/19	07/02/19	49,828,125.00	1.98	273,777.17	49,885,142.50	50,000,000.00
US TREASURY NOTES DTD 06/30/2015 1.625% 06/30/2020	912828XH8	AA+	Aaa	07/29/19	07/30/19	99,632,812.50	2.03	547,554.35	99,734,601.00	100,000,000.00
US TREASURY NOTES DTD 07/31/2013 2.000% 07/31/2020	912828VP2	AA+	Aaa	04/25/18	04/26/18	49,404,296.88	2.54	252,717.39	49,800,170.50	50,142,600.00



Managed Account Detail of Securities Held

For the Month Ending **October 31, 2019**

SAN BERNARDINO COUNTY - 76990800

Security Type/Description Dated Date/Coupon/Maturity	CUSIP	S&P Rating	Moody's Rating	Trade Date	Settle Date	Original Cost	YTM at Cost	Accrued Interest	Amortized Cost	Market Value
U.S. Treasury Bond / Note										
US TREASURY NOTES DTD 08/16/2010 2.625% 08/15/2020	912828NT3	AA+	Aaa	12/20/16	12/21/16	25,721,679.69	1.80	139,096.47	25,159,708.50	25,195,300.00
UNITED STATES TREASURY NOTES DTD 08/31/2018 2.625% 08/31/2020	9128284Y3	AA+	Aaa	12/18/18	12/20/18	49,968,750.00	2.66	223,557.69	49,985,037.50	50,418,050.00
US TREASURY NOTES DTD 09/30/2015 1.375% 09/30/2020	912828L65	AA+	Aaa	12/18/18	12/20/18	48,888,671.88	2.66	60,109.29	49,423,500.00	49,888,650.00
US TREASURY NOTES DTD 10/31/2013 1.750% 10/31/2020	912828WC0	AA+	Aaa	10/25/17	10/26/17	49,996,093.75	1.75	2,403.85	49,998,701.50	50,068,350.00
US TREASURY NOTES DTD 11/30/2015 1.625% 11/30/2020	912828M98	AA+	Aaa	12/20/16	12/21/16	24,755,859.38	1.88	170,935.79	24,931,408.50	25,002,925.00
US TREASURY N/B NOTES DTD 02/15/2018 2.250% 02/15/2021	9128283X6	AA+	Aaa	03/14/19	03/18/19	49,787,109.38	2.48	238,451.09	49,856,074.50	50,416,000.00
US TREASURY N/B NOTES DTD 02/15/2018 2.250% 02/15/2021	9128283X6	AA+	Aaa	03/25/19	03/26/19	74,923,828.13	2.30	357,676.63	74,948,379.75	75,624,000.00
US TREASURY NOTES DTD 02/29/2016 1.125% 02/28/2021	912828P87	AA+	Aaa	11/29/17	11/30/17	24,374,023.44	1.92	47,905.22	24,739,245.50	24,847,650.00
US TREASURY NOTES DTD 05/31/2016 1.375% 05/31/2021	912828R77	AA+	Aaa	12/20/16	12/21/16	24,334,960.94	2.00	144,637.98	24,756,886.00	24,914,050.00
US TREASURY NOTES DTD 06/02/2014 2.000% 05/31/2021	912828WN6	AA+	Aaa	12/02/16	12/05/16	50,447,265.63	1.79	420,765.03	50,161,533.50	50,314,450.00
US TREASURY NOTES DTD 07/31/2014 2.250% 07/31/2021	912828WY2	AA+	Aaa	04/29/19	04/30/19	99,925,781.25	2.28	568,614.13	99,943,407.00	101,156,200.00
US TREASURY NOTES DTD 09/30/2016 1.125% 09/30/2021	912828T34	AA+	Aaa	11/29/17	11/30/17	24,198,242.19	2.00	24,590.16	24,592,400.75	24,792,975.00
US TREASURY NOTES DTD 12/01/2014 1.875% 11/30/2021	912828G53	AA+	Aaa	12/20/16	12/21/16	24,734,375.00	2.10	197,233.61	24,884,970.25	25,174,800.00
US TREASURY NOTES DTD 02/02/2015 1.500% 01/31/2022	912828H86	AA+	Aaa	02/15/17	02/16/17	48,779,296.88	2.02	189,538.04	49,431,592.00	49,964,850.00



Managed Account Detail of Securities Held

For the Month Ending **October 31, 2019**

SAN BERNARDINO COUNTY - 76990800

Security Type/Description	Dated Date/Coupon/Maturity	CUSIP	Par	S&P Rating	Moody's Rating	Trade Date	Settle Date	Original Cost	YTM at Cost	Accrued Interest	Amortized Cost	Market Value
U.S. Treasury Bond / Note												
US TREASURY N/B NOTES	DTD 02/28/2017 1.875% 02/28/2022	912828W55	25,000,000.00	AA+	Aaa	11/29/17	11/30/17	24,823,242.19	2.05	79,842.03	24,901,375.00	25,188,475.00
US TREASURY NOTES	DTD 07/31/2017 1.875% 07/31/2022	9128282P4	100,000,000.00	AA+	Aaa	04/29/19	04/30/19	98,746,093.75	2.28	473,845.11	98,936,771.00	100,933,600.00
US TREASURY N/B NOTES	DTD 11/02/2015 1.875% 10/31/2022	912828M49	25,000,000.00	AA+	Aaa	11/29/17	11/30/17	24,739,257.81	2.10	1,287.77	24,837,996.00	25,260,750.00
US TREASURY N/B NOTES	DTD 05/31/2016 1.625% 05/31/2023	912828R69	50,000,000.00	AA+	Aaa	04/05/19	04/08/19	48,658,203.13	2.31	341,871.58	48,834,617.00	50,175,800.00
US TREASURY NOTES	DTD 06/30/2016 1.375% 06/30/2023	912828S35	50,000,000.00	AA+	Aaa	04/03/19	04/04/19	48,123,046.88	2.31	231,657.61	48,368,659.00	49,734,400.00
US TREASURY N/B NOTES	DTD 07/02/2018 2.625% 06/30/2023	9128284U1	50,000,000.00	AA+	Aaa	04/05/19	04/08/19	50,634,765.63	2.31	442,255.43	50,554,032.50	51,959,000.00
US TREASURY NOTES	DTD 06/30/2016 1.375% 06/30/2023	912828S35	100,000,000.00	AA+	Aaa	04/15/19	04/16/19	96,035,156.25	2.37	463,315.22	96,527,541.00	99,468,800.00
US TREASURY NOTES	DTD 08/01/2016 1.250% 07/31/2023	912828S92	100,000,000.00	AA+	Aaa	03/27/19	03/28/19	96,265,625.00	2.15	315,896.74	96,760,340.00	99,027,300.00
US TREASURY NOTES	DTD 08/31/2016 1.375% 08/31/2023	9128282D1	100,000,000.00	AA+	Aaa	03/28/19	03/29/19	96,562,500.00	2.20	234,203.30	97,004,311.00	99,468,800.00
US TREASURY NOTES	DTD 05/15/2014 2.500% 05/15/2024	912828WJ5	50,000,000.00	AA+	Aaa	09/30/19	10/01/19	52,062,500.00	1.57	577,445.65	52,026,523.50	52,109,400.00
US TREASURY N/B NOTES	DTD 06/30/2017 2.000% 06/30/2024	912828XX3	50,000,000.00	AA+	Aaa	09/25/19	09/26/19	50,886,718.75	1.61	336,956.52	50,869,326.50	51,033,200.00
US TREASURY N/B NOTES	DTD 06/30/2017 2.000% 06/30/2024	912828XX3	50,000,000.00	AA+	Aaa	10/31/19	11/01/19	51,017,578.13	1.55	336,956.52	51,017,578.13	51,033,200.00
US TREASURY N/B	DTD 07/31/2017 2.125% 07/31/2024	9128282N9	50,000,000.00	AA+	Aaa	10/10/19	10/11/19	51,474,609.38	1.49	268,512.23	51,457,754.00	51,334,000.00
Security Type Sub-Total			2,100,000,000.00					2,078,435,546.98	2.11	9,847,333.44	2,087,912,924.13	2,109,395,575.00



Managed Account Detail of Securities Held

For the Month Ending **October 31, 2019**

SAN BERNARDINO COUNTY - 76990800

Security Type/Description	Dated Date/Coupon/Maturity	CUSIP	S&P Rating	Moody's Rating	Trade Date	Settle Date	Original Cost	YTM at Cost	Accrued Interest	Amortized Cost	Market Value
Supra-National Discount Note											
INTL BANK OF RECONSTRUCTION AND DEV	459052SQ0	25,000,000.00	A-1+	P-1	07/15/19	07/16/19	24,712,430.56	2.07	0.00	24,866,180.50	24,894,900.00
--	0.000% 02/03/2020										
INTL BANK OF RECON AND DEV DISC NOTE	459052WG7	50,000,000.00	A-1+	P-1	05/29/19	05/29/19	48,939,055.56	2.31	0.00	49,428,722.00	49,598,100.00
--	0.000% 05/01/2020										
INTL BANK OF RECON AND DEV DISC NOTE	459052WG7	50,000,000.00	A-1+	P-1	06/03/19	06/03/19	48,945,500.00	2.33	0.00	49,423,666.50	49,598,100.00
--	0.000% 05/01/2020										
INTL BANK OF RECON AND DEV DISC NOTE	459052XP6	60,000,000.00	A-1+	P-1	06/05/19	06/05/19	58,763,166.67	2.09	0.00	59,272,249.80	59,435,520.00
--	0.000% 06/01/2020										

Security Type Sub-Total **185,000,000.00** **181,360,152.79** **2.21** **0.00** **182,990,818.80** **183,526,620.00**

Supra-National Agency Bond / Note

INTL BANK OF RECON AND DEV GLOBAL NOTES	459058FS7	50,000,000.00	AAA	Aaa	10/20/16	10/27/16	49,894,500.00	1.20	240,625.00	49,997,488.00	49,974,150.00
DTD 10/27/2016 1.125% 11/27/2019											
INTL BANK OF RECON AND DEV GLOBAL NOTES	459058FA6	25,000,000.00	AAA	Aaa	03/23/16	03/30/16	24,923,500.00	1.45	29,600.69	24,991,882.25	24,947,950.00
DTD 03/30/2016 1.375% 03/30/2020											
INTL BK RECON & DEVELOP NOTES	459058FZ1	25,000,000.00	AAA	Aaa	03/14/17	03/21/17	24,978,250.00	1.90	13,020.83	24,996,562.75	24,994,350.00
DTD 03/21/2017 1.875% 04/21/2020											
INTER-AMERICAN DEVEL BK NOTE	4581X0CX4	25,000,000.00	AAA	Aaa	04/05/17	04/12/17	24,940,750.00	1.70	190,711.81	24,989,564.00	24,980,875.00
DTD 04/12/2017 1.625% 05/12/2020											
INTL BANK OF RECON AND DEV GLOBAL NOTES	459058GA5	25,000,000.00	AAA	Aaa	08/22/17	08/29/17	24,994,750.00	1.63	64,322.92	24,998,502.25	24,985,000.00
DTD 08/29/2017 1.625% 09/04/2020											
INTERNATIONAL FINANCE CORPORATION NOTE	45950KCM0	25,000,000.00	AAA	Aaa	01/18/18	01/25/18	24,926,500.00	2.35	150,000.00	24,969,176.00	25,172,700.00
DTD 01/25/2018 2.250% 01/25/2021											
INTER-AMERICAN DEVELOPMENT BANK NOTE	4581X0DB1	50,000,000.00	AAA	Aaa	04/12/18	04/19/18	49,890,000.00	2.70	43,750.00	49,945,123.00	50,666,950.00
DTD 04/19/2018 2.625% 04/19/2021											

PFM Asset Management LLC



Managed Account Detail of Securities Held

For the Month Ending **October 31, 2019**

SAN BERNARDINO COUNTY - 76990800

Security Type/Description Dated Date/Coupon/Maturity	CUSIP	S&P Rating	Moody's Rating	Trade Date	Settle Date	Original Cost	YTM at Cost	Accrued Interest	Amortized Cost	Market Value
Supra-National Agency Bond / Note										
INTL BANK OF RECONSTRUCTION AND DEV NOTE DTD 07/25/2018 2.750% 07/23/2021	459058GH0	AAA	Aaa	07/18/18	07/25/18	49,883,000.00	2.83	374,305.56	49,931,295.00	50,957,500.00
INTL BANK OF RECON AND DEV GLOBAL NOTES DTD 12/13/2017 2.125% 12/13/2021	459058GF4	AAA	Aaa	12/12/17	12/13/17	19,955,000.00	2.18	162,916.67	19,975,706.40	20,214,400.00
INTER-AMERICAN DEVELOPMENT BANK NOTE DTD 09/26/2018 3.000% 09/26/2022	4581X0DD7	AAA	Aaa	09/20/18	09/26/18	24,944,000.00	3.06	72,916.67	24,958,698.50	25,982,350.00
INTER-AMERICAN DEVELOPMENT BANK NOTE DTD 10/04/2013 3.000% 10/04/2023	4581X0CC0	AAA	Aaa	03/14/19	03/21/19	25,480,000.00	2.55	56,250.00	25,418,600.75	26,337,500.00

Security Type Sub-Total	345,000,000.00	344,810,250.00	2.17	1,398,420.15	345,172,598.90	349,213,725.00				
NOW Account										
BANK OF THE WEST MONEY MARKET FUND	BKOFWEST7	NR	NR	12/11/17	12/11/17	2,000.00	1.85	0.00	2,000.00	2,000.00
BANK OF THE WEST MONEY MARKET FUND	BKOFWEST7	NR	NR	11/21/16	11/21/16	14,998,000.00	1.85	0.00	14,998,000.00	14,998,000.00
BANK OF THE WEST MONEY MARKET FUND	BKOFWEST7	NR	NR	09/22/17	09/22/17	20,000,000.00	1.85	0.00	20,000,000.00	20,000,000.00
BANK OF THE WEST MONEY MARKET FUND	BKOFWEST7	NR	NR	07/24/18	07/24/18	25,000,000.00	1.85	0.00	25,000,000.00	25,000,000.00
BANK OF THE WEST MONEY MARKET FUND	BKOFWEST7	NR	NR	12/08/16	12/08/16	35,000,000.00	1.85	0.00	35,000,000.00	35,000,000.00
BANK OF THE WEST MONEY MARKET FUND	BKOFWEST7	NR	NR	11/28/16	11/28/16	50,000,000.00	1.85	0.00	50,000,000.00	50,000,000.00
BANK OF THE WEST MONEY MARKET FUND	BKOFWEST7	NR	NR	05/30/17	05/30/17	80,000,000.00	1.85	0.00	80,000,000.00	80,000,000.00
Security Type Sub-Total						225,000,000.00	1.85	0.00	225,000,000.00	225,000,000.00

Money Market Mutual Fund										
FEDERATED GOVT OBLIGATIONS FUND	608919718	AAAm	Aaa	09/30/19	09/30/19	1,000,000.00	1.71	0.00	1,000,000.00	1,000,000.00
FIDELITY GOVT MM FUND 2642	31607A703	AAAm	Aaa	10/31/19	10/31/19	458,000,000.00	1.71	0.00	458,000,000.00	458,000,000.00



Managed Account Detail of Securities Held

For the Month Ending **October 31, 2019**

SAN BERNARDINO COUNTY - 76990800

Security Type/Description	CUSIP	S&P Rating	Moody's Rating	Trade Date	Settle Date	Original Cost	YTM at Cost	Accrued Interest	Amortized Cost	Market Value
Joint Powers Authority										
Security Type Sub-Total										
						459,000,000.00	1.71	0.00	459,000,000.00	459,000,000.00
Federally Insured Cash Account										
Security Type Sub-Total										
						282,000,000.00	2.00	0.00	282,000,000.00	282,000,000.00
Federal Agency Discount Note										
Security Type Sub-Total										
						50,000,000.00	1.80	0.00	50,000,000.00	50,000,000.00
Federal Agency Discount Note										
Security Type Sub-Total										
						13,000,000.00	2.00	0.00	13,000,000.00	13,000,000.00
						18,000,000.00	2.00	0.00	18,000,000.00	18,000,000.00
						19,000,000.00	2.00	0.00	19,000,000.00	19,000,000.00
						25,000,000.00	2.00	0.00	25,000,000.00	25,000,000.00
						30,000,000.00	2.00	0.00	30,000,000.00	30,000,000.00
						36,000,000.00	2.00	0.00	36,000,000.00	36,000,000.00
						45,000,000.00	2.00	0.00	45,000,000.00	45,000,000.00
						46,000,000.00	2.00	0.00	46,000,000.00	46,000,000.00
						50,000,000.00	2.00	0.00	50,000,000.00	50,000,000.00
Security Type Sub-Total										
						282,000,000.00	2.00	0.00	282,000,000.00	282,000,000.00
Federally Insured Cash Account										
Security Type Sub-Total										
						1,000,000.00	1.80	0.00	1,000,000.00	1,000,000.00
						49,000,000.00	1.80	0.00	49,000,000.00	49,000,000.00
Security Type Sub-Total										
						50,000,000.00	1.80	0.00	50,000,000.00	50,000,000.00
Federal Agency Discount Note										
Security Type Sub-Total										
						50,000,000.00	1.80	0.00	50,000,000.00	50,000,000.00



Managed Account Detail of Securities Held

For the Month Ending **October 31, 2019**

SAN BERNARDINO COUNTY - 76990800

Security Type/Description	Dated Date/Coupon/Maturity	CUSIP	S&P Rating	Moody's Rating	Trade Date	Settle Date	Original Cost	YTM at Cost	Accrued Interest	Amortized Cost	Market Value
Federal Agency Discount Note											
FEDERAL FARM CREDIT BANKS DISC NOTE	-- 0.000% 05/20/2020	313312XB1	A-1+	P-1	07/01/19	07/02/19	30,152,650.03	2.02	0.00	30,358,633.61	30,424,490.95
FEDERAL HOME LOAN BANKS DISC NOTE	-- 0.000% 07/01/2020	313384YV5	A-1+	P-1	07/17/19	07/17/19	49,056,944.44	1.98	0.00	49,345,250.00	49,461,359.50
Security Type Sub-Total							79,209,594.47	1.99	0.00	79,703,883.61	79,885,850.45
Federal Agency Bond / Note											
FHLB NOTES	DTD 11/17/2016 1.375% 11/15/2019	3130AA3R7	AA+	Aaa	11/16/16	11/17/16	34,991,950.00	1.38	221,909.72	34,999,893.60	34,996,430.00
FEDERAL FARM CREDIT BANKS FLOATING NOTE		3133EIGR4	AA+	Aaa	03/09/18	03/19/18	10,000,000.00	1.72	6,450.82	10,000,000.00	10,000,820.00
FHLC NOTES	DTD 03/19/2018 1.786% 11/19/2019	3133EH2S1	AA+	Aaa	12/05/17	12/12/17	49,950,685.50	1.93	361,979.17	49,997,151.50	50,017,250.00
FHLM NOTES	DTD 12/12/2017 1.875% 12/12/2019	3130A0JR2	AA+	Aaa	11/16/17	11/17/17	25,295,700.00	1.79	227,604.17	25,016,891.50	25,017,500.00
FREDDIE MAC NOTES	DTD 01/17/2017 1.500% 01/17/2020	3137EAE5	AA+	Aaa	01/12/17	01/17/17	24,973,000.00	1.54	108,333.33	24,998,063.50	24,992,050.00
FNMA NOTES	DTD 01/12/2015 1.625% 01/21/2020	3135G0A78	AA+	Aaa	12/02/15	12/03/15	25,004,100.00	1.62	112,847.22	25,000,235.75	24,998,925.00
FHLM NOTES	DTD 02/09/2018 2.125% 02/11/2020	3130ADN32	AA+	Aaa	02/08/18	02/09/18	74,862,750.00	2.22	354,166.67	74,980,666.50	75,095,400.00
FNMA NOTES	DTD 02/28/2017 1.500% 02/28/2020	3135G0T29	AA+	Aaa	02/24/17	02/28/17	39,974,400.00	1.52	105,000.00	39,997,174.00	39,986,920.00
FEDERAL HOME LOAN BANKS NOTES	DTD 03/16/2018 2.375% 03/30/2020	3130ADUJ9	AA+	Aaa	03/15/18	03/16/18	29,994,600.00	2.38	61,354.17	29,998,852.50	30,100,290.00
FHLM AGENCY NOTES	DTD 04/20/2017 1.375% 04/20/2020	3137EAEF2	AA+	Aaa	04/19/17	04/20/17	24,914,500.00	1.49	10,503.47	24,986,371.00	24,972,125.00



Managed Account Detail of Securities Held

For the Month Ending **October 31, 2019**

SAN BERNARDINO COUNTY - 76990800

Security Type/Description	Dated Date/Coupon/Maturity	CUSIP	S&P Rating	Moody's Rating	Trade Date	Settle Date	Original Cost	YTM at Cost	Accrued Interest	Amortized Cost	Market Value
Federal Agency Bond / Note											
FHLMC NOTES	DTD 04/19/2018 2.500% 04/23/2020	3137EAEM7	AA+	Aaa	04/18/18	04/19/18	34,992,300.00	2.51	19,444.44	34,998,121.90	35,149,485.00
FFCB BONDS	DTD 05/08/2017 1.550% 05/08/2020	3133EHJA2	AA+	Aaa	05/02/17	05/08/17	24,986,275.00	1.57	186,215.28	24,997,577.50	24,987,400.00
FEDERAL HOME LOAN BANKS NOTES	DTD 05/21/2018 2.625% 05/28/2020	3130AECJ7	AA+	Aaa	05/18/18	05/21/18	49,982,000.00	2.64	557,812.50	49,994,734.50	50,285,900.00
FNMA NOTES	DTD 08/01/2017 1.500% 07/30/2020	3135G0T60	AA+	Aaa	07/28/17	08/01/17	74,772,750.00	1.60	284,375.00	74,942,358.00	74,930,925.00
FHLB NOTES	DTD 03/14/2018 2.400% 09/14/2020	3130ADT93	AA+	Aaa	03/08/18	03/14/18	9,993,783.00	2.43	31,333.33	9,997,796.70	10,065,820.00
FHLB NOTES	DTD 09/08/2017 1.375% 09/28/2020	3130ACE26	AA+	Aaa	09/07/17	09/08/17	39,871,600.00	1.48	50,416.67	39,961,204.40	39,906,320.00
FEDERAL HOME LOAN BANKS NOTES	DTD 09/07/2018 2.625% 10/01/2020	3130AEWA4	AA+	Aaa	09/06/18	09/07/18	74,838,750.00	2.73	164,062.50	74,927,051.25	75,669,450.00
FANNIE MAE NOTES	DTD 11/01/2018 2.875% 10/30/2020	3135G0U84	AA+	Aaa	10/30/18	11/01/18	49,971,000.00	2.91	3,993.06	49,985,297.50	50,608,400.00
FHLMC NOTES	DTD 11/15/2017 1.875% 11/17/2020	3137EAEK1	AA+	Aaa	11/14/17	11/15/17	49,952,000.00	1.91	427,083.33	49,983,003.00	50,133,500.00
FHLB CALLABLE NOTES	DTD 01/29/2018 2.250% 01/29/2021	3130ADVF9	AA+	Aaa	01/17/18	01/29/18	25,000,000.00	2.25	143,750.00	25,000,000.00	25,006,200.00
FREDDIE MAC NOTES	DTD 02/16/2018 2.375% 02/16/2021	3137EAEI9	AA+	Aaa	02/15/18	02/16/18	49,868,000.00	2.47	247,395.83	49,942,007.50	50,514,650.00
FANNIE MAE NOTES	DTD 04/13/2018 2.500% 04/13/2021	3135G0U27	AA+	Aaa	04/12/18	04/13/18	49,925,500.00	2.55	62,500.00	49,963,291.00	50,667,450.00
FEDERAL FARM CREDIT BANK NOTES	DTD 11/26/2018 2.875% 05/26/2021	3133EJW70	AA+	Aaa	11/26/18	11/27/18	24,955,750.00	2.95	309,461.81	24,971,830.25	25,493,425.00
FEDERAL FARM CREDIT BANK NOTES	DTD 11/26/2018 2.875% 05/26/2021	3133EJW70	AA+	Aaa	11/20/18	11/26/18	49,966,000.00	2.90	618,923.61	49,978,376.00	50,986,850.00



Managed Account Detail of Securities Held

For the Month Ending **October 31, 2019**

SAN BERNARDINO COUNTY - 76990800

Security Type/Description Dated Date/Coupon/Maturity	CUSIP	S&P Rating	Moody's Rating	Trade Date	Settle Date	Original Cost	YTM at Cost	Accrued Interest	Amortized Cost	Market Value
Federal Agency Bond / Note										
FANNIE MAE NOTES DTD 06/25/2018 2.750% 06/22/2021	3135G0U35	AA+	Aaa	06/22/18	06/25/18	74,982,750.00	2.76	739,062.50	74,990,299.50	76,394,025.00
FHLB NOTES DTD 03/05/2012 2.375% 09/10/2021	313378JP7	AA+	Aaa	08/29/19	08/30/19	20,321,600.00	1.57	67,291.67	20,295,097.00	20,284,660.00
FEDERAL HOME LOAN BANKS NOTES DTD 10/12/2018 3.000% 10/12/2021	3130AF5B9	AA+	Aaa	10/11/18	10/12/18	49,967,500.00	3.02	79,166.67	49,978,577.50	51,361,150.00
FANNIE MAE NOTES DTD 01/11/2019 2.625% 01/11/2022	3135G0U92	AA+	Aaa	01/09/19	01/11/19	59,956,800.00	2.65	481,250.00	59,968,078.20	61,362,540.00
FEDERAL FARM CREDIT BANK NOTES DTD 01/18/2019 2.600% 01/18/2022	3133EJ5P0	AA+	Aaa	01/16/19	01/18/19	49,957,500.00	2.63	371,944.44	49,968,327.50	51,097,450.00
FANNIE MAE NOTES DTD 04/12/2019 2.250% 04/12/2022	3135G0V59	AA+	Aaa	04/11/19	04/12/19	74,754,000.00	2.36	89,062.50	74,798,056.50	76,226,850.00
FEDERAL HOME LOAN BANK DTD 06/01/2012 2.125% 06/10/2022	313379O69	AA+	Aaa	07/15/19	07/16/19	25,156,500.00	1.90	208,072.92	25,141,256.75	25,345,750.00
FANNIE MAE NOTES DTD 09/06/2019 1.375% 09/06/2022	3135G0W33	AA+	Aaa	09/05/19	09/06/19	74,739,000.00	1.49	157,552.08	74,752,045.50	74,587,275.00
FEDERAL HOME LOAN BANKS NOTES DTD 08/13/2012 2.000% 09/09/2022	313380GJ0	AA+	Aaa	08/28/19	08/29/19	10,150,500.00	1.49	28,888.89	10,142,119.50	10,127,910.00
FEDERAL HOME LOAN BANK (CALLABLE) DTD 09/26/2017 2.150% 09/26/2022	3130ACF66	AA+	Aaa	01/28/19	01/29/19	24,398,750.00	2.85	52,256.94	24,518,302.75	25,003,700.00
FEDERAL HOME LOAN BANK NOTES (CALLABLE) DTD 10/26/2018 3.210% 10/26/2022	3130AFAJ6	AA+	Aaa	10/17/18	10/26/18	25,000,000.00	3.21	11,145.83	25,000,000.00	25,349,125.00
FEDERAL HOME LOAN BANKS NOTES DTD 03/01/2018 2.750% 03/10/2023	3130ADRG9	AA+	Aaa	01/07/19	01/09/19	10,042,680.00	2.64	38,958.33	10,034,896.70	10,381,730.00
FEDERAL FARM CREDIT BANK NOTES DTD 08/14/2019 1.600% 08/14/2023	3133EKZK5	AA+	Aaa	08/28/19	08/29/19	10,047,100.00	1.48	34,222.22	10,045,110.60	10,030,600.00



Managed Account Detail of Securities Held

For the Month Ending **October 31, 2019**

SAN BERNARDINO COUNTY - 76990800

Security Type/Description	Dated Date/Coupon/Maturity	CUSIP	S&P Rating	Moody's Rating	Trade Date	Settle Date	Original Cost	YTM at Cost	Accrued Interest	Amortized Cost	Market Value
Federal Agency Bond / Note											
FANNIE MAE NOTES	DTD 02/08/2019 2.500% 02/05/2024	3135G0V34	AA+	Aaa	02/07/19	02/08/19	99,628,000.00	2.58	597,222.22	99,679,461.00	103,720,300.00
FHLB BONDS	DTD 02/15/2019 2.500% 02/13/2024	3130AFW94	AA+	Aaa	02/14/19	02/15/19	49,823,000.00	2.58	270,833.33	49,846,830.00	51,887,600.00
FANNIE MAE NOTES	DTD 07/08/2019 1.750% 07/02/2024	3135G0V75	AA+	Aaa	07/08/19	07/09/19	24,781,000.00	1.94	137,326.39	24,794,078.25	25,190,025.00
FEDERAL HOME LOAN BANK NOTES	DTD 08/15/2014 2.875% 09/13/2024	3130A2UW4	AA+	Aaa	09/23/19	09/24/19	26,450,750.00	1.65	95,833.33	26,421,862.00	26,428,100.00
FEDERAL HOME LOAN BANK NOTES	DTD 08/15/2014 2.875% 09/13/2024	3130A2UW4	AA+	Aaa	09/25/19	09/26/19	26,433,325.00	1.67	95,833.33	26,406,307.75	26,428,100.00
FANNIE MAE NOTES	DTD 10/18/2019 1.625% 10/15/2024	3135G0W66	AA+	Aaa	10/17/19	10/18/19	24,957,250.00	1.66	14,670.14	24,957,547.00	25,013,400.00

Security Type Sub-Total **1,710,000,000.00** **2.25** **8,247,509.83** **1,711,356,203.35** **1,730,803,775.00**

Corporate Note

MICROSOFT CORP NOTES	DTD 02/06/2017 1.850% 02/06/2020	594918BV5	AAA	Aaa	01/30/17	02/06/17	14,989,950.00	1.87	65,520.83	14,999,095.20	15,003,675.00
WAL-MART STORES INC CORP NOTES	DTD 06/27/2018 2.850% 06/23/2020	931142EG4	AA	Aa2	06/20/18	06/27/18	9,996,900.00	2.87	101,333.33	9,998,970.20	10,071,500.00
JOHNSON & JOHNSON CORP NOTE	DTD 11/10/2017 1.950% 11/10/2020	478160CH5	AAA	Aaa	11/08/17	11/10/17	2,996,790.00	1.99	27,787.50	2,998,881.90	3,004,848.00
JPMORGAN CHASE & CO CORP NOTE	DTD 02/01/2018 2.604% 02/01/2021	48125LRK0	A+	Aa2	01/15/19	01/17/19	2,729,347.50	2.99	17,902.50	2,737,211.84	2,753,696.00
EXXON MOBIL CORPORATE (CALLABLE) NOTES	DTD 03/03/2016 2.222% 03/01/2021	30231GAV4	AA+	Aaa	11/26/18	11/28/18	4,887,350.00	3.26	18,516.67	4,932,609.05	5,028,415.00
JPMORGAN CHASE & CO CORP NOTE	DTD 04/26/2018 3.086% 04/26/2021	48125LRN4	A+	Aa2	01/15/19	01/17/19	7,474,275.00	3.24	3,214.58	7,483,136.63	7,537,380.00



Managed Account Detail of Securities Held

For the Month Ending **October 31, 2019**

SAN BERNARDINO COUNTY - 76990800

Security Type/Description Dated Date/Coupon/Maturity	CUSIP	S&P Rating	Moody's Rating	Trade Date	Settle Date	Original Cost	YTM at Cost	Accrued Interest	Amortized Cost	Market Value
Corporate Note										
JOHN DEERE CAPITAL CORP CORP NOTES DTD 06/07/2019 2.300% 06/07/2021	24422EUV9	A	A2	06/04/19	06/07/19	9,993,200.00	2.34	92,000.00	9,994,536.40	10,078,790.00
WAL-MART STORES INC CORP NOTES DTD 06/27/2018 3.125% 06/23/2021	931142EJ8	AA	Aa2	06/20/18	06/27/18	6,999,650.00	3.13	77,777.78	6,999,793.29	7,162,582.00
WAL-MART STORES INC CORP NOTES DTD 06/27/2018 3.125% 06/23/2021	931142EJ8	AA	Aa2	06/21/18	06/27/18	10,011,800.00	3.08	111,111.11	10,006,608.00	10,232,260.00
MICROSOFT CORP (CALLABLE) NOTES DTD 08/08/2016 1.550% 08/08/2021	594918BP8	AAA	Aaa	05/14/19	05/16/19	9,607,724.00	2.46	35,021.39	9,646,587.47	9,784,849.20
3M COMPANY DTD 09/14/2018 3.000% 09/14/2021	88579YBA8	AA-	A1	09/11/18	09/14/18	1,995,900.00	3.07	7,833.33	1,997,402.24	2,040,204.00
3M COMPANY CORP (CALLABLE) NOTES DTD 09/19/2016 1.625% 09/19/2021	88579YAU5	AA-	A1	11/05/18	11/07/18	9,571,200.00	3.20	18,958.33	9,714,099.20	9,972,150.00
TOYOTA MOTOR CREDIT CORP CORP NOTES DTD 10/07/2019 1.800% 10/07/2021	89236TJ8	AA-	Aa3	10/02/19	10/07/19	14,998,200.00	1.81	18,000.00	14,998,259.25	15,010,305.00
TOYOTA MOTOR CREDIT CORP CORP NOTES DTD 03/18/2019 2.850% 02/18/2022	89236TFU4	AA-	Aa3	03/13/19	03/18/19	10,000,000.00	2.85	34,041.67	10,000,000.00	10,084,880.00
3M COMPANY BONDS DTD 02/22/2019 2.750% 03/01/2022	88579YBF7	AA-	A1	02/12/19	02/22/19	4,997,650.00	2.77	22,916.67	4,998,189.90	5,108,115.00
JOHN DEERE CAPITAL CORP DTD 03/07/2019 2.950% 04/01/2022	24422EUT4	A	A2	03/04/19	03/07/19	4,997,600.00	2.97	12,291.67	4,998,155.50	5,129,440.00
TOYOTA MOTOR CREDIT CORP DTD 04/12/2019 2.650% 04/12/2022	89236TFX8	AA-	Aa3	04/09/19	04/12/19	9,993,700.00	2.67	13,986.11	9,994,824.10	10,215,280.00
JOHN DEERE CAPITAL CORP CORP NOTES DTD 09/12/2019 1.950% 06/13/2022	24422EVA4	A	A2	09/10/19	09/12/19	4,993,550.00	2.00	13,270.83	4,993,831.50	5,014,570.00
EXXON MOBIL CORPORATION DTD 08/16/2019 1.902% 08/16/2022	30231GBB7	AA+	Aaa	08/13/19	08/16/19	3,000,000.00	1.90	11,887.50	3,000,000.00	3,014,502.00
Security Type Sub-Total						144,234,786.50	2.60	703,371.80	144,492,191.67	146,247,441.20



Managed Account Detail of Securities Held

For the Month Ending **October 31, 2019**

SAN BERNARDINO COUNTY - 76990800

Security Type/Description	Dated Date/Coupon/Maturity	CUSIP	S&P Rating	Moody's Rating	Trade Date	Settle Date	Original Cost	YTM at Cost	Accrued Interest	Amortized Cost	Market Value	
Commercial Paper												
TOYOTA MOTOR CREDIT CORP COMM PAPER	02/20/2019 0.000% 11/01/2019	89233HY16	A-1+	P-1	04/15/19	04/16/19	24,648,986.11	2.58	0.00	25,000,000.00	24,998,825.00	
BNP PARIBAS NY BRANCH COMM PAPER	05/02/2019 0.000% 11/01/2019	09659CY10	A-1	P-1	06/04/19	06/05/19	49,505,402.78	2.41	0.00	50,000,000.00	49,997,500.00	
BNP PARIBAS NY BRANCH COMM PAPER	05/02/2019 0.000% 11/01/2019	09659CY10	A-1	P-1	07/03/19	07/03/19	49,623,555.56	2.26	0.00	50,000,000.00	49,997,500.00	
AMERICAN HONDA FINANCE	07/09/2019 0.000% 11/07/2019	02665KY76	A-1	P-1	07/11/19	07/15/19	49,647,013.89	2.23	0.00	49,981,583.50	49,984,250.00	
MUFG BANK LTD/NY COMM PAPER	02/11/2019 0.000% 11/08/2019	62479MY80	A-1	P-1	10/18/19	10/18/19	24,973,166.67	1.84	0.00	24,991,055.50	24,989,925.00	
BNP PARIBAS NY BRANCH COMM PAPER	03/22/2019 0.000% 12/18/2019	09659CZ10	A-1	P-1	07/15/19	07/16/19	24,763,194.44	2.22	0.00	24,928,194.50	24,938,675.00	
EXXON MOBIL CORP COMM PAPER	-- 0.000% 12/19/2019	30229BZK6	A-1+	P-1	10/02/19	10/03/19	49,790,388.89	1.97	0.00	49,869,333.50	49,884,500.00	
CREDIT AGRICOLE CIB NY COMM PAPER	-- 0.000% 12/19/2019	22533UZK2	A-1	P-1	10/17/19	10/17/19	49,833,750.00	1.91	0.00	49,873,333.50	49,884,500.00	
JP MORGAN SECURITIES LLC COMM PAPER	06/06/2019 0.000% 02/03/2020	46640PB36	A-1	P-1	08/20/19	08/21/19	24,774,055.56	1.98	0.00	24,872,055.50	24,886,075.00	
TOYOTA MOTOR CREDIT CORP COMM PAPER	05/10/2019 0.000% 02/03/2020	89233GB39	A-1+	P-1	09/03/19	09/04/19	24,791,000.00	2.00	0.00	24,870,750.00	24,876,100.00	
BNP PARIBAS NY BRANCH COMM PAPER	-- 0.000% 03/02/2020	09659BC24	A-1	P-1	10/01/19	10/02/19	24,785,722.22	2.05	0.00	24,828,014.00	24,841,750.00	
Security Type Sub-Total			400,000,000.00				397,136,236.12	2.14	0.00	399,214,320.00	399,279,600.00	

Certificate of Deposit



Managed Account Detail of Securities Held

For the Month Ending **October 31, 2019**

SAN BERNARDINO COUNTY - 76990800

Security Type/Description	Dated Date/Coupon/Maturity	CUSIP	S&P Rating	Moody's Rating	Trade Date	Settle Date	Original Cost	YTM at Cost	Accrued Interest	Amortized Cost	Market Value
Certificate of Deposit											
TORONTO DOMINION BANK NY CERT DEPOS	89114MJN8	25,000,000.00	A-1+	P-1	10/18/18	10/19/18	25,000,000.00	3.00	775,000.00	25,000,000.00	25,000,800.00
DTD 10/19/2018 3.000% 11/01/2019											
SVENSKA HANDELSBANKEN NY CERT DEPOS	86959RCJ7	25,000,000.00	A-1+	P-1	10/02/19	10/03/19	25,000,000.00	1.94	39,069.44	25,000,000.00	25,016,225.00
DTD 10/03/2019 1.940% 12/20/2019											
COOPERATIEVE RABOBANK U.A. CERT DEPOS	21685V7E3	25,000,000.00	A-1	P-1	01/08/19	01/09/19	25,000,000.00	2.86	587,888.89	25,000,000.00	25,047,832.50
DTD 01/09/2019 2.860% 01/02/2020											
BANK OF AMERICA NA CERT DEPOS	06052TE97	50,000,000.00	A-1	P-1	05/01/19	05/02/19	50,000,000.00	1.29	648,125.00	50,000,000.00	50,136,130.00
DTD 05/02/2019 2.550% 01/02/2020											
NORDEA BANK ABP NEW YORK CERT DEPOS	65558TNN1	50,000,000.00	A-1+	P-1	10/22/19	10/22/19	50,000,000.00	1.88	26,111.11	50,000,000.00	50,016,575.00
DTD 10/22/2019 1.880% 01/22/2020											
SWEDBANK NY CERT DEPOS	87019VZC4	50,000,000.00	A-1+	P-1	10/23/19	10/24/19	50,000,000.00	1.86	20,666.67	50,000,000.00	50,012,090.00
DTD 10/24/2019 1.860% 01/22/2020											
BANK OF MONTREAL CHICAGO CERT DEPOS	06370R4X4	50,000,000.00	A-1	P-1	10/03/19	10/04/19	50,000,000.00	2.00	77,777.78	50,000,000.00	50,042,715.00
DTD 10/04/2019 2.000% 01/23/2020											
WELLS FARGO BANK NA CERT DEPOS	95001KDK7	25,000,000.00	A-1	P-1	08/22/19	08/23/19	25,000,000.00	1.97	95,763.89	25,000,000.00	25,014,792.50
DTD 08/23/2019 1.970% 02/03/2020											
SVENSKA HANDELSBANKEN NY CERT DEPOS	86959RBT6	25,000,000.00	A-1+	P-1	08/27/19	08/27/19	25,000,000.00	1.97	90,291.67	25,000,000.00	25,014,900.00
DTD 08/27/2019 1.970% 02/03/2020											
SVENSKA HANDELSBANKEN NY CERT DEPOS	86959RCZ1	25,000,000.00	A-1+	P-1	10/31/19	10/31/19	25,000,000.00	1.80	1,250.00	25,000,000.00	24,994,397.25
DTD 10/31/2019 1.800% 02/03/2020											
NORDEA BANK ABP NEW YORK CERT DEPOS	65558TPD1	50,000,000.00	A-1+	P-1	10/28/19	10/29/19	50,000,000.00	1.86	7,750.00	50,000,000.00	50,004,375.00
DTD 10/29/2019 1.860% 02/03/2020											
COOPERATIEVE RABOBANK U.A. CERT DEPOS	21684XBD7	50,000,000.00	A-1	P-1	06/20/19	06/21/19	50,000,000.00	2.04	376,833.33	50,000,000.00	49,794,174.50
DTD 06/21/2019 2.040% 07/01/2020											
WELLS FARGO BANK NA CERT DEPOS	95001KCZ5	25,000,000.00	A-1	P-1	08/19/19	08/20/19	25,000,000.00	1.81	91,756.94	25,000,000.00	24,979,934.75
DTD 08/20/2019 1.810% 08/03/2020											



Managed Account Detail of Securities Held

For the Month Ending **October 31, 2019**

SAN BERNARDINO COUNTY - 76990800

Security Type/Description	Dated Date/Coupon/Maturity	CUSIP	Par	S&P Rating	Moody's Rating	Trade Date	Settle Date	Original Cost	YTM at Cost	Accrued Interest	Amortized Cost	Market Value
Security Type Sub-Total												
		475,000,000.00						475,000,000.00	1.96	2,838,284.72	475,000,000.00	475,074,941.50
Bank Note												
US BANK NA CINCINNATI CALLABLE BANK NOTE	07/24/2018 3.050%	90331HNU3	10,000,000.00	AA-	A1	07/20/18	07/24/18	9,995,200.00	3.07	82,180.56	9,998,214.90	10,076,930.00
WELLS FARGO BANK NA BANK NOTE												
US BANK NA CALLABLE BANK NOTE	10/24/2017 2.050%	90331HNG4	40,000,000.00	AA-	A1	10/19/17	10/24/17	39,992,000.00	2.06	18,222.22	39,997,332.40	40,092,160.00
WELLS FARGO BANK NA BANK NOTE												
US BANK NA CALLABLE BANK NOTE	01/23/2018 2.600%	9498815N3	10,000,000.00	A+	Aa2	08/12/19	08/13/19	10,073,800.00	2.07	76,555.56	10,062,704.40	10,085,360.00
JPMORGAN CHASE & CO FLT BK NT (CALLABLE)												
US BANK NA CINCINNATI CALLABLE BANK NOTE	02/19/2019 2.494%	481251RS3	10,000,000.00	A+	Aa2	02/12/19	02/19/19	10,000,000.00	3.11	51,260.42	10,000,000.00	10,006,160.00
US BANK NA CINCINNATI CALLABLE BANK NOTE												
US BANK NA CINCINNATI CALLABLE BANK NOTE	04/26/2018 3.150%	90331HNP4	15,000,000.00	AA-	A1	04/24/18	04/26/18	14,999,100.00	3.15	6,562.50	14,999,543.70	15,297,900.00
BANK OF AMERICA CORP NT (FLOAT,CALLABLE)												
US BANK NA CINCINNATI CALLABLE BANK NOTE	05/24/2019 2.482%	06050TML3	15,000,000.00	A+	Aa2	05/20/19	05/24/19	15,000,000.00	2.87	68,261.88	15,000,000.00	15,014,295.00
US BANK NA CINCINNATI CALLABLE BANK NOTE												
US BANK NA CINCINNATI CALLABLE BANK NOTE	11/16/2018 3.450%	90331HMX7	10,000,000.00	AA-	A1	11/13/18	11/16/18	9,986,200.00	3.50	158,125.00	9,990,454.70	10,313,730.00
US BANK NA CINCINNATI (CALLABLE) CORP NT												
US BANK NA CINCINNATI (CALLABLE) CORP NT	05/23/2019 2.650%	90331HPC1	7,000,000.00	AA-	A1	05/21/19	05/23/19	6,992,580.00	2.69	81,413.89	6,993,629.65	7,135,296.00
WELLS FARGO BANK NA CALLABLE BANK NOTE												
US BANK NA CINCINNATI CALLABLE BANK NOTE	09/11/2019 2.082%	9498816A0	20,000,000.00	A+	Aa2	09/04/19	09/11/19	20,000,000.00	2.08	57,833.33	20,000,000.00	20,014,400.00
Security Type Sub-Total												
		137,000,000.00						137,038,880.00	2.56	600,415.36	137,041,879.75	138,036,231.00
Asset-Backed Security												
HAROT 2019-1 A2	02/27/2019 2.750%	43814WAB1	6,500,000.00	AAA	NR	02/19/19	02/27/19	6,499,581.40	2.75	6,454.86	6,499,687.68	6,528,055.30



Managed Account Detail of Securities Held

For the Month Ending **October 31, 2019**

SAN BERNARDINO COUNTY - 76990800

Security Type/Description	Dated Date/Coupon/Maturity	CUSIP	S&P Rating	Moody's Rating	Trade Date	Settle Date	Original Cost	YTM at Cost	Accrued Interest	Amortized Cost	Market Value	
Asset-Backed Security												
TAOT 2019-A A2A	DTD 02/13/2019 2.830% 10/15/2021	89239AAB9	AAA	Aaa	02/05/19	02/13/19	3,679,759.81	2.84	4,628.74	3,679,846.84	3,694,366.47	
JDOT 2019-A A2	DTD 03/13/2019 2.850% 12/15/2021	47789JAB2	NR	Aaa	03/05/19	03/13/19	5,499,749.20	2.85	6,966.67	5,499,800.02	5,522,461.45	
HAROT 2019-2 A2	DTD 05/29/2019 2.570% 12/21/2021	43815MAB2	NR	Aaa	05/21/19	05/29/19	11,999,980.80	2.57	8,566.67	11,999,988.24	12,045,382.80	
TAOT 2019-B A2A	DTD 05/08/2019 2.590% 02/15/2022	89239JAB0	AAA	Aaa	04/30/19	05/08/19	11,499,875.80	2.59	13,237.78	11,499,901.10	11,545,131.75	
CHAIT 2015-A4 A4	DTD 05/01/2015 1.840% 04/15/2022	161571GX6	AAA	NR	08/27/19	08/29/19	3,596,484.38	1.91	2,944.00	3,596,660.10	3,599,096.04	
TAOT 2019-C A2A	DTD 08/14/2019 2.000% 04/15/2022	89238UAB6	AAA	Aaa	08/06/19	08/14/19	4,249,802.38	2.00	3,777.78	4,249,817.97	4,254,404.70	
HAROT 2019-3 A2	DTD 08/27/2019 1.900% 04/15/2022	43815NAB0	AAA	Aaa	08/21/19	08/27/19	4,499,685.00	1.91	3,800.00	4,499,703.18	4,499,718.75	
JOHN DEERE OWNER TRUST	DTD 07/24/2019 2.280% 05/16/2022	477870AB5	NR	Aaa	07/16/19	07/24/19	4,999,981.00	2.28	4,750.00	4,999,984.60	5,014,188.50	
MERCEDES-BENZ AUTO RECEIVABLES	DTD 09/25/2019 2.040% 06/15/2022	58769TAB1	AAA	Aaa	09/18/19	09/25/19	6,499,378.60	2.12	5,893.33	6,499,396.80	6,505,933.85	
HART 2019-B A2	DTD 11/06/2019 1.930% 07/15/2022	44891JAB4	AAA	NR	10/29/19	11/06/19	2,499,845.25	1.93	0.00	2,499,845.25	2,500,250.00	
HAROT 2019-1 A3	DTD 02/27/2019 2.830% 03/20/2023	43814WAC9	AAA	NR	02/19/19	02/27/19	3,999,892.80	2.83	4,087.78	3,999,911.52	4,068,718.40	
HAROT 2019-2 A3	DTD 05/29/2019 2.520% 06/21/2023	43815MAC0	NR	Aaa	05/21/19	05/29/19	8,499,682.95	2.52	5,950.00	8,499,716.61	8,605,077.85	
JDOT 2019-A A3	DTD 03/13/2019 2.910% 07/15/2023	47789JAD8	NR	Aaa	03/05/19	03/13/19	4,499,446.95	2.92	5,820.00	4,499,512.83	4,580,917.65	
TAOT 2019-A A3	DTD 02/13/2019 2.910% 07/15/2023	89239AAD5	AAA	Aaa	02/05/19	02/13/19	7,998,542.40	2.92	10,346.67	7,998,772.56	8,133,529.60	



Managed Account Detail of Securities Held

For the Month Ending **October 31, 2019**

SAN BERNARDINO COUNTY - 76990800

Security Type/Description	Dated Date/Coupon/Maturity	CUSIP	S&P Rating	Moody's Rating	Trade Date	Settle Date	Original Cost	YTM at Cost	Accrued Interest	Amortized Cost	Market Value
Asset-Backed Security											
HAROT 2019-3 A3	08/27/2019 1.780% 08/15/2023	43815NAC8	AAA	Aaa	08/21/19	08/27/19	4,749,960.58	1.78	3,757.78	4,749,963.19	4,744,621.10
TAOT 2019-B A3	05/08/2019 2.570% 08/15/2023	89239JAD6	AAA	Aaa	04/30/19	05/08/19	4,999,202.50	2.58	5,711.11	4,999,293.85	5,065,627.50
TAOT 2019-C A3	08/14/2019 1.910% 09/15/2023	89238UAD2	AAA	Aaa	08/06/19	08/14/19	4,999,959.00	1.91	4,244.44	4,999,961.30	5,000,518.00
BAACT 2018-A2 A2	05/17/2018 3.000% 09/15/2023	05522RCZ9	AAA	Aaa	09/30/19	10/02/19	10,170,312.50	2.14	13,333.33	10,168,809.10	10,168,341.00
JOHN DEERE OWNER TRUST	07/24/2019 2.210% 12/15/2023	477870AC3	NR	Aaa	07/16/19	07/24/19	2,499,469.25	2.22	2,455.56	2,499,505.90	2,515,913.25
HART 2019-B A3	11/06/2019 1.940% 02/15/2024	44891JAC2	AAA	NR	10/29/19	11/06/19	3,749,827.13	1.94	0.00	3,749,827.13	3,753,262.50
MERCEDES-BENZ AUTO RECEIVABLES	09/25/2019 1.930% 03/15/2024	58769TAD7	AAA	Aaa	09/18/19	09/25/19	6,999,036.10	1.94	6,004.44	6,999,053.39	6,999,003.90
CHAIT 2012-A7 A7	10/09/2012 2.160% 09/15/2024	161571FO2	AAA	NR	09/17/19	09/18/19	10,060,156.25	1.92	9,600.00	10,058,853.30	10,085,429.00
Security Type Sub-Total							138,749,612.03	2.35	132,330.94	138,747,812.46	139,429,949.36
Managed Account Sub-Total							6,702,560,457.39	2.12	23,767,666.24	6,717,632,632.67	6,766,893,708.51
Securities Sub-Total							\$6,702,560,457.39	2.12%	\$23,767,666.24	\$6,717,632,632.67	\$6,766,893,708.51
Accrued Interest											\$23,767,666.24
Total Investments											\$6,790,661,374.75

Bolded items are forward settling trades.



Managed Account Fair Market Value & Analytics

For the Month Ending **October 31, 2019**

SAN BERNARDINO COUNTY - 76990800

Security Type/Description	Dated Date/Coupon/Maturity	CUSIP	Par	Broker	Next Call Date	Market Price	Market Value	Unreal G/L On Cost	Unreal G/L Amort Cost	Effective Duration	Duration to Worst at Mkt	YTM
U.S. Treasury Bond / Note												
US TREASURY NOTES	DTD 11/30/2012 1.000% 11/30/2019	912828UB4	25,000,000.00	BMO		99.93	24,983,025.00	82,634.37	(14,345.25)	0.08	0.08	1.82
US TREASURY NOTES	DTD 12/15/2016 1.375% 12/15/2019	912828U73	25,000,000.00	SOC GEN		99.95	24,986,675.00	38,432.81	(10,490.00)	0.12	0.12	1.80
US TREASURY N/B NOTES	DTD 01/17/2017 1.375% 01/15/2020	912828V31	50,000,000.00	MORGANST		99.95	49,976,550.00	599,596.87	41,084.00	0.21	0.21	1.60
US TREASURY NOTES	DTD 02/15/2017 1.375% 02/15/2020	912828W22	50,000,000.00	BARCLAYS		99.91	49,957,050.00	619,159.37	50,107.00	0.29	0.29	1.67
US TREASURY NOTES	DTD 03/02/2015 1.375% 02/29/2020	912828J50	25,000,000.00	BNP DIR		99.91	24,977,550.00	119,151.56	(6,956.00)	0.33	0.33	1.64
US TREASURY NOTES	DTD 04/30/2015 1.375% 04/30/2020	912828K58	50,000,000.00	MORGANST		99.88	49,941,400.00	265,618.75	(8,812.00)	0.50	0.50	1.61
US TREASURY NOTES	DTD 04/30/2013 1.125% 04/30/2020	912828VA5	50,000,000.00	BMO		99.76	49,880,850.00	1,060,537.50	147,306.50	0.50	0.50	1.61
US TREASURY NOTES	DTD 05/31/2013 1.375% 05/31/2020	912828VF4	50,000,000.00	MORGAN_S		99.86	49,927,750.00	917,984.37	196,258.50	0.57	0.57	1.62
US TREASURY NOTES	DTD 06/01/2015 1.500% 05/31/2020	912828XE5	50,000,000.00	BNY		99.92	49,960,950.00	994,153.12	251,586.50	0.57	0.57	1.63
US TREASURY NOTES	DTD 07/01/2013 1.875% 06/30/2020	912828VJ6	50,000,000.00	JEFFERIE		100.16	50,078,100.00	566,381.25	223,856.50	0.66	0.66	1.64
US TREASURY NOTES	DTD 07/01/2013 1.875% 06/30/2020	912828VJ6	50,000,000.00	JPM		100.16	50,078,100.00	779,271.87	295,064.00	0.66	0.66	1.64
US TREASURY NOTES	DTD 06/30/2015 1.625% 06/30/2020	912828XH8	50,000,000.00	WELLSFAR		100.00	50,000,000.00	171,875.00	114,857.50	0.66	0.66	1.62
US TREASURY NOTES	DTD 06/30/2015 1.625% 06/30/2020	912828XH8	100,000,000.00	MUFG		100.00	100,000,000.00	367,187.50	265,399.00	0.66	0.66	1.62
US TREASURY NOTES	DTD 07/31/2013 2.000% 07/31/2020	912828VP2	50,000,000.00	BK AMER		100.29	50,142,600.00	738,303.12	342,429.50	0.74	0.74	1.61
US TREASURY NOTES	DTD 08/16/2010 2.625% 08/15/2020	912828NT3	25,000,000.00	BNP DIR		100.78	25,195,300.00	(526,379.69)	35,591.50	0.78	0.78	1.63
UNITED STATES TREASURY NOTES	DTD 08/31/2018 2.625% 08/31/2020	9128284Y3	50,000,000.00	BK AMER		100.84	50,418,050.00	449,300.00	433,012.50	0.82	0.82	1.61
US TREASURY NOTES	DTD 09/30/2015 1.375% 09/30/2020	912828L65	50,000,000.00	BNP DIR		99.78	49,888,650.00	999,978.12	465,150.00	0.90	0.90	1.62



Managed Account Fair Market Value & Analytics

For the Month Ending **October 31, 2019**

SAN BERNARDINO COUNTY - 76990800

Security Type/Description	Dated Date/Coupon/Maturity	CUSIP	Par	Broker	Next Call Date	Market Price	Market Value	Unreal G/L On Cost	Unreal G/L Amort Cost	Effective Duration	Duration to Worst at Mkt	YTM
U.S. Treasury Bond / Note												
US TREASURY NOTES	DTD 10/31/2013 1.750% 10/31/2020	912828WC0	50,000,000.00	BARCLAYS		100.14	50,068,350.00	72,256.25	69,648.50	0.99	0.99	1.61
US TREASURY NOTES	DTD 11/30/2015 1.625% 11/30/2020	912828M98	25,000,000.00	BARCLAYS		100.01	25,002,925.00	247,065.62	71,516.50	1.06	1.06	1.61
US TREASURY N/B NOTES	DTD 02/15/2018 2.250% 02/15/2021	9128283X6	50,000,000.00	INTC		100.83	50,416,000.00	628,890.62	559,925.50	1.26	1.26	1.60
US TREASURY N/B NOTES	DTD 02/15/2018 2.250% 02/15/2021	9128283X6	75,000,000.00	FTN		100.83	75,624,000.00	700,171.87	675,620.25	1.26	1.26	1.60
US TREASURY NOTES	DTD 02/29/2016 1.125% 02/28/2021	912828P87	25,000,000.00	BARCLAYS		99.39	24,847,650.00	473,626.56	108,404.50	1.31	1.31	1.59
US TREASURY NOTES	DTD 05/31/2016 1.375% 05/31/2021	912828R77	25,000,000.00	RBC CAP		99.66	24,914,050.00	579,089.06	157,164.00	1.55	1.55	1.60
US TREASURY NOTES	DTD 06/02/2014 2.000% 05/31/2021	912828WN6	50,000,000.00	BARCLAYS		100.63	50,314,450.00	(132,815.63)	152,916.50	1.54	1.54	1.60
US TREASURY NOTES	DTD 07/31/2014 2.250% 07/31/2021	912828WY2	100,000,000.00	MORGANST		101.16	101,156,200.00	1,230,418.75	1,212,793.00	1.70	1.70	1.58
US TREASURY NOTES	DTD 09/30/2016 1.125% 09/30/2021	912828T34	25,000,000.00	MIZUHO		99.17	24,792,975.00	594,732.81	200,574.25	1.88	1.88	1.57
US TREASURY NOTES	DTD 12/01/2014 1.875% 11/30/2021	912828G53	25,000,000.00	BMO		100.70	25,174,800.00	440,425.00	289,829.75	2.02	2.02	1.53
US TREASURY NOTES	DTD 02/02/2015 1.500% 01/31/2022	912828H86	50,000,000.00	TD SEC U		99.93	49,964,850.00	1,185,553.12	533,258.00	2.20	2.20	1.53
US TREASURY N/B NOTES	DTD 02/28/2017 1.875% 02/28/2022	912828W55	25,000,000.00	CITIGRP		100.75	25,188,475.00	365,232.81	287,100.00	2.27	2.27	1.54
US TREASURY NOTES	DTD 07/31/2017 1.875% 07/31/2022	9128282P4	100,000,000.00	RBC		100.93	100,933,600.00	2,187,506.25	1,996,829.00	2.66	2.66	1.53
US TREASURY N/B NOTES	DTD 11/02/2015 1.875% 10/31/2022	912828M49	25,000,000.00	BMO_DJR		101.04	25,260,750.00	521,492.19	422,754.00	2.91	2.91	1.52
US TREASURY N/B NOTES	DTD 05/31/2016 1.625% 05/31/2023	912828R69	50,000,000.00	DEUTSCHE		100.35	50,175,800.00	1,517,596.87	1,341,183.00	3.45	3.45	1.52
US TREASURY NOTES	DTD 06/30/2016 1.375% 06/30/2023	912828S35	50,000,000.00	WELLSFAR		99.47	49,734,400.00	1,611,353.12	1,365,741.00	3.54	3.54	1.52
US TREASURY N/B NOTES	DTD 07/02/2018 2.625% 06/30/2023	9128284U1	50,000,000.00	SOC GEN		103.92	51,959,000.00	1,324,234.37	1,404,967.50	3.47	3.47	1.52



Managed Account Fair Market Value & Analytics

For the Month Ending **October 31, 2019**

SAN BERNARDINO COUNTY - 76990800

Security Type/Description	Dated Date/Coupon/Maturity	CUSIP	Par	Broker	Next Call Date	Market Price	Market Value	Unreal G/L On Cost	Unreal G/L Amort Cost	Effective Duration	Duration to Worst at Mkt	YTM
U.S. Treasury Bond / Note												
US TREASURY NOTES	DTD 06/30/2016 1.375% 06/30/2023	912828S35	100,000,000.00	SOC GEN		99.47	99,468,800.00	3,433,643.75	2,941,259.00	3.54	3.54	1.52
US TREASURY NOTES	DTD 08/01/2016 1.250% 07/31/2023	912828S92	100,000,000.00	BNP		99.03	99,027,300.00	2,761,675.00	2,266,960.00	3.64	3.64	1.52
US TREASURY NOTES	DTD 08/31/2016 1.375% 08/31/2023	9128282D1	100,000,000.00	MORGANST		99.47	99,468,800.00	2,906,300.00	2,464,489.00	3.71	3.71	1.52
US TREASURY NOTES	DTD 05/15/2014 2.500% 05/15/2024	912828WJ5	50,000,000.00	BNP		104.22	52,109,400.00	46,900.00	82,876.50	4.25	4.25	1.53
US TREASURY N/B NOTES	DTD 06/30/2017 2.000% 06/30/2024	912828XX3	50,000,000.00	DAIWA		102.07	51,033,200.00	146,481.25	163,873.50	4.42	4.42	1.54
US TREASURY N/B NOTES	DTD 06/30/2017 2.000%	912828XX3	50,000,000.00	MORGANST		102.07	51,033,200.00	15,621.87	15,621.87	4.42	4.42	1.54
06/30/2024												
US TREASURY N/B	DTD 07/31/2017 2.125% 07/31/2024	9128282N9	50,000,000.00	TOR DOM		102.67	51,334,000.00	(140,609.38)	(123,754.00)	4.49	4.49	1.54
Security Type Sub-Total			2,100,000,000.00			2,109,395,575.00	30,960,028.02	21,482,650.87	21,482,650.87	1.96	1.96	1.58
Supra-National Discount Note												
INTL BANK OF RECONSTRUCTION AND DEV	-- 0.000% 02/03/2020	459052S00	25,000,000.00	CASTLE		99.58	24,894,900.00	182,469.44	28,719.50	0.26	0.26	1.60
INTL BANK OF RECON AND DEV DISC NOTE	-- 0.000% 05/01/2020	459052WG7	50,000,000.00	OTHER		99.20	49,598,100.00	659,044.44	169,378.00	0.50	0.50	1.59
INTL BANK OF RECON AND DEV DISC NOTE	-- 0.000% 05/01/2020	459052WG7	50,000,000.00	CASTLE		99.20	49,598,100.00	652,600.00	174,433.50	0.50	0.50	1.59
INTL BANK OF RECON AND DEV DISC NOTE	-- 0.000% 05/01/2020	459052XP6	60,000,000.00	CASTLE		99.06	59,435,520.00	672,353.33	163,270.20	0.58	0.58	1.60
Security Type Sub-Total			185,000,000.00			183,526,620.00	2,166,467.21	535,801.20	535,801.20	0.49	0.49	1.60



Managed Account Fair Market Value & Analytics

For the Month Ending **October 31, 2019**

SAN BERNARDINO COUNTY - 76990800

Security Type/Description	Dated Date/Coupon/Maturity	CUSIP	Par	Broker	Next Call Date	Market Price	Market Value	Unreal G/L On Cost	Unreal G/L Amort Cost	Effective Duration	Duration to Worst at Mkt	YTM
Supra-National Agency Bond / Note												
INTL BANK OF RECON AND DEV GLOBAL NOTES	DTD 10/27/2016 1.125% 11/27/2019	459058F57	50,000,000.00	CITIGRP		99.95	49,974,150.00	79,650.00	(23,338.00)	0.07	0.07	1.77
INTL BANK OF RECON AND DEV GLOBAL NOTES	DTD 03/30/2016 1.375% 03/30/2020	459058FA6	25,000,000.00	TOR DOM		99.79	24,947,950.00	24,450.00	(43,932.25)	0.41	0.41	1.88
INTL BK RECON & DEVELOP NOTES	DTD 03/21/2017 1.875% 04/21/2020	459058FZ1	25,000,000.00	BNP		99.98	24,994,350.00	16,100.00	(2,212.75)	0.47	0.47	1.91
INTER-AMERICAN DEVEL BK NOTE	DTD 04/12/2017 1.625% 05/12/2020	4581X0CX4	25,000,000.00	RBC		99.92	24,980,875.00	40,125.00	(8,689.00)	0.52	0.52	1.77
INTL BANK OF RECON AND DEV GLOBAL NOTES	DTD 08/29/2017 1.625% 09/04/2020	459058GA5	25,000,000.00	JPMCHASE		99.94	24,985,000.00	(9,750.00)	(13,502.25)	0.83	0.83	1.70
INTERNATIONAL FINANCE CORPORATION NOTE	DTD 01/25/2018 2.250% 01/25/2021	45950KCM0	25,000,000.00	BK AMER		100.69	25,172,700.00	246,200.00	203,524.00	1.21	1.21	1.68
INTER-AMERICAN DEVELOPMENT BANK NOTE	DTD 04/19/2018 2.625% 04/19/2021	4581X0DB1	50,000,000.00	CITIGRP		101.33	50,666,950.00	776,950.00	721,827.00	1.44	1.44	1.70
INTL BANK OF RECONSTRUCTION AND DEV NOTE	DTD 07/25/2018 2.750% 07/23/2021	459058GH0	50,000,000.00	MORGANST		101.92	50,957,500.00	1,074,500.00	1,026,205.00	1.67	1.67	1.62
INTL BANK OF RECON AND DEV GLOBAL NOTES	DTD 12/13/2017 2.125% 12/13/2021	459058GF4	20,000,000.00	DEUTSCHE		101.07	20,214,400.00	259,400.00	238,693.60	2.05	2.05	1.61
INTER-AMERICAN DEVELOPMENT BANK NOTE	DTD 09/26/2018 3.000% 09/26/2022	4581X0DD7	25,000,000.00	JPMCHASE		103.93	25,982,350.00	1,038,350.00	1,023,651.50	2.77	2.77	1.61
INTER-AMERICAN DEVELOPMENT BANK NOTE	DTD 10/04/2013 3.000% 10/04/2023	4581X0CC0	25,000,000.00	BMO		105.35	26,337,500.00	857,500.00	918,899.25	3.70	3.70	1.59
Security Type Sub-Total			345,000,000.00			349,213,725.00	4,403,475.00	4,041,126.10		1.31	1.31	1.71



Managed Account Fair Market Value & Analytics

For the Month Ending **October 31, 2019**

SAN BERNARDINO COUNTY - 76990800

Security Type/Description	Dated Date/Coupon/Maturity	CUSIP	Next Call Date	Market Price	Market Value	Unreal G/L On Cost	Unreal G/L Amort Cost	Effective Duration	Duration to Worst at Mkt	YTM
NOW Account										
BANK OF THE WEST MONEY MARKET FUND	BKOFWEST7			1.00	2,000.00	0.00	0.00	0.00	0.00	1.85
BANK OF THE WEST MONEY MARKET FUND	BKOFWEST7			1.00	14,998,000.00	0.00	0.00	0.00	0.00	1.85
BANK OF THE WEST MONEY MARKET FUND	BKOFWEST7			1.00	20,000,000.00	0.00	0.00	0.00	0.00	1.85
BANK OF THE WEST MONEY MARKET FUND	BKOFWEST7			1.00	25,000,000.00	0.00	0.00	0.00	0.00	1.85
BANK OF THE WEST MONEY MARKET FUND	BKOFWEST7			1.00	35,000,000.00	0.00	0.00	0.00	0.00	1.85
BANK OF THE WEST MONEY MARKET FUND	BKOFWEST7			1.00	50,000,000.00	0.00	0.00	0.00	0.00	1.85
BANK OF THE WEST MONEY MARKET FUND	BKOFWEST7			1.00	80,000,000.00	0.00	0.00	0.00	0.00	1.85
Security Type Sub-Total					225,000,000.00	0.00	0.00	0.00	0.00	1.85

Money Market Mutual Fund										
FEDERATED GOVT OBLIGATIONS FUND	608919718			1.00	1,000,000.00	0.00	0.00	0.00	0.00	1.71
FIDELITY GOVT MM FUND 2642	31607A703			1.00	458,000,000.00	0.00	0.00	0.00	0.00	1.71
Security Type Sub-Total					459,000,000.00	0.00	0.00	0.00	0.00	1.71

Joint Powers Authority										
CALIFORNIA ASSET MANAGEMENT PROGRAM	CAMPMF025			1.00	13,000,000.00	0.00	0.00	0.00	0.00	2.00
CALIFORNIA ASSET MANAGEMENT PROGRAM	CAMPMF025			1.00	18,000,000.00	0.00	0.00	0.00	0.00	2.00
CALIFORNIA ASSET MANAGEMENT PROGRAM	CAMPMF025			1.00	19,000,000.00	0.00	0.00	0.00	0.00	2.00
CALIFORNIA ASSET MANAGEMENT PROGRAM	CAMPMF025			1.00	25,000,000.00	0.00	0.00	0.00	0.00	2.00
CALIFORNIA ASSET MANAGEMENT PROGRAM	CAMPMF025			1.00	30,000,000.00	0.00	0.00	0.00	0.00	2.00
CALIFORNIA ASSET MANAGEMENT PROGRAM	CAMPMF025			1.00	36,000,000.00	0.00	0.00	0.00	0.00	2.00
CALIFORNIA ASSET MANAGEMENT PROGRAM	CAMPMF025			1.00	45,000,000.00	0.00	0.00	0.00	0.00	2.00
CALIFORNIA ASSET MANAGEMENT PROGRAM	CAMPMF025			1.00	46,000,000.00	0.00	0.00	0.00	0.00	2.00



Managed Account Fair Market Value & Analytics

For the Month Ending **October 31, 2019**

SAN BERNARDINO COUNTY - 76990800

Security Type/Description	Dated Date/Coupon/Maturity	CUSIP	Par	Broker	Next Call Date	Market Price	Market Value	Unreal G/L On Cost	Unreal G/L Amort Cost	Effective Duration	Duration to Worst at Mkt	YTM
Joint Powers Authority												
CALIFORNIA ASSET MANAGEMENT PROGRAM	CAMPMF025		50,000,000.00	DIRECT		1.00	50,000,000.00	0.00	0.00	0.00	0.00	2.00
Security Type Sub-Total			282,000,000.00					0.00	0.00	0.00	0.00	2.00
Federally Insured Cash Account												
STONECASTLE FICA	FICAMF003		1,000,000.00	DIRECT		1.00	1,000,000.00	0.00	0.00	0.00	0.00	1.80
STONECASTLE FICA	FICAMF003		49,000,000.00	DIRECT		1.00	49,000,000.00	0.00	0.00	0.00	0.00	1.80
Security Type Sub-Total			50,000,000.00				50,000,000.00	0.00	0.00	0.00	0.00	1.80
Federal Agency Discount Note												
FEDERAL FARM CREDIT BANKS DISC NOTE	313312XB1		30,698,000.00	US BANK		99.11	30,424,490.95	271,840.92	65,857.34	0.55	0.55	1.60
-- 0.000% 05/20/2020												
FEDERAL HOME LOAN BANKS DISC NOTE	313384YV5		50,000,000.00	TOR DOM		98.92	49,461,359.50	404,415.06	116,109.50	0.66	0.66	1.61
-- 0.000% 07/01/2020												
Security Type Sub-Total			80,698,000.00				79,885,850.45	676,255.98	181,966.84	0.62	0.62	1.60
Federal Agency Bond / Note												
FHLB NOTES	3130AA3R7		35,000,000.00	BK AMER		99.99	34,996,430.00	4,480.00	(3,463.60)	0.04	0.04	1.52
DTD 11/17/2016 1.375% 11/15/2019												
FEDERAL FARM CREDIT BANKS FLOATING NOTE	3133EJGR4		10,000,000.00	JEFFERIE		100.01	10,000,820.00	820.00	820.00	0.05	0.05	1.54
DTD 03/19/2018 1.786% 11/19/2019												
FFCB NOTES	3133EH2S1		50,000,000.00	JEFFERIE		100.03	50,017,250.00	66,564.50	20,098.50	0.12	0.12	1.52
DTD 12/12/2017 1.875% 12/12/2019												
FHLB NOTES	3130A0JR2		25,000,000.00	TD		100.07	25,017,500.00	(278,200.00)	608.50	0.12	0.12	1.72
DTD 12/30/2013 2.375% 12/13/2019												
FREDDIE MAC NOTES	3137EAE5		25,000,000.00	CITIGRP		99.97	24,992,050.00	19,050.00	(6,013.50)	0.21	0.21	1.62
DTD 01/17/2017 1.500% 01/17/2020												
FNMA NOTES	3135G0A78		25,000,000.00	TOR DOM		100.00	24,998,925.00	(5,175.00)	(1,310.75)	0.22	0.22	1.62
DTD 01/12/2015 1.625% 01/21/2020												



Managed Account Fair Market Value & Analytics

For the Month Ending **October 31, 2019**

SAN BERNARDINO COUNTY - 76990800

Security Type/Description	Dated Date/Coupon/Maturity	CUSIP	Par	Broker	Next Call Date	Market Price	Market Value	Unreal G/L On Cost	Unreal G/L Amort Cost	Effective Duration	Duration to Worst at Mkt	YTM
Federal Agency Bond / Note												
FHLB NOTES	DTD 02/09/2018 2.125% 02/11/2020	3130ADN32	75,000,000.00	BARCLAYS		100.13	75,095,400.00	232,650.00	114,733.50	0.28	0.28	1.64
FNMA NOTES	DTD 02/28/2017 1.500% 02/28/2020	3135GOT29	40,000,000.00	JPMCHASE		99.97	39,986,920.00	12,520.00	(10,254.00)	0.33	0.33	1.60
FEDERAL HOME LOAN BANKS NOTES	DTD 03/16/2018 2.375% 03/30/2020	3130ADUJ9	30,000,000.00	CITI		100.33	30,100,290.00	105,690.00	101,437.50	0.41	0.41	1.56
FHLMC AGENCY NOTES	DTD 04/20/2017 1.375% 04/20/2020	3137EAEF2	25,000,000.00	TD SEC U		99.89	24,972,125.00	57,625.00	(14,246.00)	0.47	0.47	1.60
FHLMC NOTES	DTD 04/19/2018 2.500% 04/23/2020	3137EAE7	35,000,000.00	CITIGRP		100.43	35,149,485.00	157,185.00	151,363.10	0.48	0.48	1.59
FFCB BONDS	DTD 05/08/2017 1.550% 05/08/2020	3133EHJA2	25,000,000.00	JPM		99.95	24,987,400.00	1,125.00	(10,177.50)	0.51	0.51	1.65
FEDERAL HOME LOAN BANKS NOTES	DTD 05/21/2018 2.625% 05/28/2020	3130AECJ7	50,000,000.00	BARCLAYS		100.57	50,285,900.00	303,900.00	291,165.50	0.56	0.56	1.62
FNMA NOTES	DTD 08/01/2017 1.500% 07/30/2020	3135GOT60	75,000,000.00	BARCLAYS		99.91	74,930,925.00	158,175.00	(11,433.00)	0.74	0.74	1.62
FHLB NOTES	DTD 03/14/2018 2.400% 09/14/2020	3130ADT93	10,000,000.00	JEFFERIE		100.66	10,065,820.00	72,037.00	68,023.30	0.86	0.86	1.63
FHLB NOTES	DTD 09/08/2017 1.375% 09/28/2020	3130ACE26	40,000,000.00	BARCLAYS		99.77	39,906,320.00	34,720.00	(54,884.40)	0.90	0.90	1.64
FEDERAL HOME LOAN BANKS NOTES	DTD 09/07/2018 2.625% 10/01/2020	3130AEWA4	75,000,000.00	BARCLAYS		100.89	75,669,450.00	830,700.00	742,398.75	0.90	0.90	1.64
FANNIE MAE NOTES	DTD 11/01/2018 2.875% 10/30/2020	3135GOU84	50,000,000.00	JPMCHASE		101.22	50,608,400.00	637,400.00	623,102.50	0.98	0.98	1.64
FHLMC NOTES	DTD 11/15/2017 1.875% 11/17/2020	3137EAEK1	50,000,000.00	CITI		100.27	50,133,500.00	181,500.00	150,497.00	1.02	1.02	1.62
FHLB CALLABLE NOTES	DTD 01/29/2018 2.250% 01/29/2021	3130ADFV9	25,000,000.00	DEUTSCHE	01/29/20	100.02	25,006,200.00	6,200.00	6,200.00	0.38	0.25	2.23
FREDDIE MAC NOTES	DTD 02/16/2018 2.375% 02/16/2021	3137EAE19	50,000,000.00	BARCLAYS		101.03	50,514,650.00	646,650.00	572,642.50	1.26	1.26	1.57
FANNIE MAE NOTES	DTD 04/13/2018 2.500% 04/13/2021	3135GOU27	50,000,000.00	BARCLAYS		101.33	50,667,450.00	741,950.00	704,159.00	1.42	1.42	1.56
FEDERAL FARM CREDIT BANK NOTES	DTD 11/26/2018 2.875% 05/26/2021	3133EJW70	25,000,000.00	DEUTSCHE		101.97	25,493,425.00	537,675.00	521,594.75	1.52	1.52	1.60



Managed Account Fair Market Value & Analytics

For the Month Ending **October 31, 2019**

SAN BERNARDINO COUNTY - 76990800

Security Type/Description	Dated Date/Coupon/Maturity	CUSIP	Par	Broker	Next Call Date	Market Price	Market Value	Unreal G/L On Cost	Unreal G/L Amort Cost	Effective Duration	Duration to Worst at Mkt	YTM
Federal Agency Bond / Note												
FEDERAL FARM CREDIT BANK NOTES	DTD 11/26/2018 2.875% 05/26/2021	3133EJW70	50,000,000.00	MIZUHO		101.97	50,986,850.00	1,020,850.00	1,008,474.00	1.52	1.52	1.60
FANNIE MAE NOTES	DTD 06/25/2018 2.750% 06/22/2021	3135G0U35	75,000,000.00	TD SEC U		101.86	76,394,025.00	1,411,275.00	1,403,725.50	1.59	1.59	1.60
FHLB NOTES	DTD 03/05/2012 2.375% 09/10/2021	313378JP7	20,000,000.00	MIZUHO		101.42	20,284,660.00	(36,940.00)	(10,437.00)	1.81	1.81	1.59
FEDERAL HOME LOAN BANKS NOTES	DTD 10/12/2018 3.000% 10/12/2021	3130AF5B9	50,000,000.00	BARCLAYS		102.72	51,361,150.00	1,393,650.00	1,382,572.50	1.89	1.89	1.57
FANNIE MAE NOTES	DTD 01/11/2019 2.625% 01/11/2022	3135G0U92	60,000,000.00	TD		102.27	61,362,540.00	1,405,740.00	1,394,461.80	2.11	2.11	1.57
FEDERAL FARM CREDIT BANK NOTES	DTD 01/18/2019 2.600% 01/18/2022	3133EJ5P0	50,000,000.00	FTN		102.19	51,097,450.00	1,139,950.00	1,129,122.50	2.13	2.13	1.59
FANNIE MAE NOTES	DTD 04/12/2019 2.250% 04/12/2022	3135G0V59	75,000,000.00	BARCLAYS		101.64	76,226,850.00	1,472,850.00	1,428,793.50	2.37	2.37	1.57
FEDERAL HOME LOAN BANK	DTD 06/01/2012 2.125% 06/10/2022	313379O69	25,000,000.00	WELLSFAR		101.38	25,345,750.00	189,250.00	204,493.25	2.51	2.51	1.58
FANNIE MAE NOTES	DTD 09/06/2019 1.375% 09/06/2022	3135G0W33	75,000,000.00	BARCLAYS		99.45	74,587,275.00	(151,725.00)	(164,770.50)	2.77	2.77	1.57
FEDERAL HOME LOAN BANKS NOTES	DTD 08/13/2012 2.000% 09/09/2022	313380GJ0	10,000,000.00	WELLSFAR		101.28	10,127,910.00	(22,590.00)	(14,209.50)	2.76	2.76	1.54
FEDERAL HOME LOAN BANK (CALLABLE)	DTD 09/26/2017 2.150% 09/26/2022	3130ACF66	25,000,000.00	BMO	12/26/19	100.01	25,003,700.00	604,950.00	485,397.25	0.67	0.16	2.14
NOTES												
FEDERAL HOME LOAN BANK NOTES	(CALLABLE)	3130AFAJ6	25,000,000.00	TOR DOM	10/26/20	101.40	25,349,125.00	349,125.00	349,125.00	1.31	0.97	2.72
FEDERAL HOME LOAN BANKS NOTES	DTD 10/26/2018 3.210% 10/26/2022	3130ADRG9	10,000,000.00	TOR DOM		103.82	10,381,730.00	339,050.00	346,833.30	3.20	3.20	1.58
FEDERAL FARM CREDIT BANK NOTES	DTD 08/14/2019 1.600% 08/14/2023	3133EKZK5	10,000,000.00	WELLSFAR		100.31	10,030,600.00	(16,500.00)	(14,510.60)	3.65	3.65	1.52
FANNIE MAE NOTES	DTD 02/08/2019 2.500% 02/05/2024	3135G0V34	100,000,000.00	JPM_CHAS		103.72	103,720,300.00	4,092,300.00	4,040,839.00	4.02	4.02	1.59
FHLB BONDS	DTD 02/15/2019 2.500% 02/13/2024	3130AFW94	50,000,000.00	BARCLAYS		103.78	51,887,600.00	2,064,600.00	2,040,770.00	4.04	4.04	1.58



Managed Account Fair Market Value & Analytics

For the Month Ending **October 31, 2019**

SAN BERNARDINO COUNTY - 76990800

Security Type/Description	Dated Date/Coupon/Maturity	CUSIP	Par	Broker	Next Call Date	Market Price	Market Value	Unreal G/L On Cost	Unreal G/L Amort Cost	Effective Duration	Duration to Worst at Mkt	YTM
Federal Agency Bond / Note												
FANNIE MAE NOTES	3135G0V75	25,000,000.00	CITI			100.76	25,190,025.00	409,025.00	395,946.75	4.45	4.45	1.58
DTD 07/08/2019 1.750% 07/02/2024												
FEDERAL HOME LOAN BANK NOTES	3130A2UW4	25,000,000.00	WELLSFAR			105.71	26,428,100.00	(22,650.00)	6,238.00	4.53	4.53	1.65
DTD 08/15/2014 2.875% 09/13/2024												
FEDERAL HOME LOAN BANK NOTES	3130A2UW4	25,000,000.00	MORGANST			105.71	26,428,100.00	(5,225.00)	21,792.25	4.53	4.53	1.65
DTD 08/15/2014 2.875% 09/13/2024												
FANNIE MAE NOTES	3135G0W66	25,000,000.00	CITI			100.05	25,013,400.00	56,150.00	55,853.00	4.74	4.74	1.61
DTD 10/18/2019 1.625% 10/15/2024												
Security Type Sub-Total			1,710,000,000.00			1,730,803,775.00	20,218,376.50	19,447,571.65	1.65	1.65	1.64	1.63

Corporate Note												
MICROSOFT CORP NOTES	594918BV5	15,000,000.00	BARCLAYS			100.02	15,003,675.00	13,725.00	4,579.80	0.27	0.27	1.73
DTD 02/06/2017 1.850% 02/06/2020												
WAL-MART STORES INC CORP NOTES	93114ZEG4	10,000,000.00	CITIGRP			100.72	10,071,500.00	74,600.00	72,529.80	0.63	0.63	1.73
DTD 06/27/2018 2.850% 06/23/2020												
JOHNSON & JOHNSON CORP NOTE	478160CH5	3,000,000.00	JPM			100.16	3,004,848.00	8,058.00	5,966.10	1.00	1.00	1.79
DTD 11/10/2017 1.950% 11/10/2020												
JPMORGAN CHASE & CO CORP NOTE	48125LRK0	2,750,000.00	RBC		02/01/20	100.13	2,753,696.00	24,348.50	16,484.16	0.25	0.25	2.49
DTD 02/01/2018 2.604% 02/01/2021												
EXXON MOBIL CORPORATE (CALLABLE)	30231GAV4	5,000,000.00	JPMCHASE		02/01/21	100.57	5,028,415.00	141,065.00	95,805.95	1.25	1.22	1.79
NOTES												
DTD 03/03/2016 2.222% 03/01/2021												
JPMORGAN CHASE & CO CORP NOTE	48125LRN4	7,500,000.00	PIPER JA		04/26/20	100.50	7,537,380.00	63,105.00	54,243.37	0.48	0.48	2.74
DTD 04/26/2018 3.086% 04/26/2021												
JOHN DEERE CAPITAL CORP CORP NOTES	24422EUV9	10,000,000.00	CITIGRP			100.79	10,078,790.00	85,590.00	84,253.60	1.55	1.55	1.80
DTD 06/07/2019 2.300% 06/07/2021												
WAL-MART STORES INC CORP NOTES	93114ZEJ8	7,000,000.00	CITIGRP			102.32	7,162,582.00	162,932.00	162,788.71	1.59	1.59	1.69
DTD 06/27/2018 3.125% 06/23/2021												
WAL-MART STORES INC CORP NOTES	93114ZEJ8	10,000,000.00	JPMCHASE			102.32	10,232,260.00	220,460.00	225,652.00	1.59	1.59	1.69
DTD 06/27/2018 3.125% 06/23/2021												
MICROSOFT CORP (CALLABLE) NOTES	594918BP8	9,800,000.00	LOOP CAP		07/08/21	99.85	9,784,849.20	177,125.20	138,261.73	1.70	1.73	1.64
DTD 08/08/2016 1.550% 08/08/2021												



Managed Account Fair Market Value & Analytics

For the Month Ending **October 31, 2019**

SAN BERNARDINO COUNTY - 76990800

Security Type/Description	Dated Date/Coupon/Maturity	CUSIP	Par	Broker	Next Call Date	Market Price	Market Value	Unreal G/L On Cost	Unreal G/L Amort Cost	Effective Duration	Duration to Worst at Mkt	YTM
Corporate Note												
3M COMPANY	88579YBA8	2,000,000.00	CITI			102.01	2,040,204.00	44,304.00	42,801.76	1.81	1.81	1.90
DTD 09/14/2018 3.000% 09/14/2021												
3M COMPANY CORP (CALLABLE) NOTES	88579YAU5	10,000,000.00	MORGANST		08/19/21	99.72	9,972,150.00	400,950.00	258,050.80	1.81	1.84	1.78
DTD 09/19/2016 1.625% 09/19/2021												
TOYOTA MOTOR CREDIT CORP CORP NOTES	89236TGJ8	15,000,000.00	BK AMER			100.07	15,010,305.00	12,105.00	12,045.75	1.89	1.89	1.76
DTD 10/07/2019 1.800% 10/07/2021												
TOYOTA MOTOR CREDIT CORP CORP NOTES	89236TFU4	10,000,000.00	TOR DOM			100.85	10,084,880.00	84,880.00	84,880.00	2.21	2.21	2.47
DTD 03/18/2019 2.850% 02/18/2022												
3M COMPANY BONDS	88579YBF7	5,000,000.00	MORGANST		02/01/22	102.16	5,108,115.00	110,465.00	109,925.10	2.25	2.25	1.80
DTD 02/22/2019 2.750% 03/01/2022												
JOHN DEERE CAPITAL CORP	24422EUT4	5,000,000.00	BK AMER			102.59	5,129,440.00	131,840.00	131,284.50	2.32	2.32	1.85
DTD 03/07/2019 2.950% 04/01/2022												
TOYOTA MOTOR CREDIT CORP	89236TFX8	10,000,000.00	CITIGRP			102.15	10,215,280.00	221,580.00	220,455.90	2.36	2.36	1.75
DTD 04/12/2019 2.650% 04/12/2022												
JOHN DEERE CAPITAL CORP CORP NOTES	24422EVA4	5,000,000.00	CITI			100.29	5,014,570.00	21,020.00	20,738.50	2.53	2.53	1.84
DTD 09/12/2019 1.950% 06/13/2022												
EXXON MOBIL CORPORATION	30231GBB7	3,000,000.00	MORGANST			100.48	3,014,502.00	14,502.00	14,502.00	2.70	2.70	1.72
DTD 08/16/2019 1.902% 08/16/2022												
Security Type Sub-Total		145,050,000.00				146,247,441.20	2,012,654.70	1,755,249.53	1,755,249.53	1.54	1.54	1.86

Commercial Paper												
TOYOTA MOTOR CREDIT CORP COMM PAPER	89233HY16	25,000,000.00	TOYOTA			100.00	24,998,825.00	349,838.89	(1,175.00)	0.00	0.00	1.69
DTD 02/20/2019 0.000% 11/01/2019												
BNP PARIBAS NY BRANCH COMM PAPER	09659CY10	50,000,000.00	BNP DIR			100.00	49,997,500.00	492,097.22	(2,500.00)	0.00	0.00	1.80
DTD 05/02/2019 0.000% 11/01/2019												
BNP PARIBAS NY BRANCH COMM PAPER	09659CY10	50,000,000.00	BNP DIR			100.00	49,997,500.00	373,944.44	(2,500.00)	0.00	0.00	1.80
DTD 05/02/2019 0.000% 11/01/2019												
AMERICAN HONDA FINANCE	02665KY76	50,000,000.00	MIZUHO			99.97	49,984,250.00	337,236.11	2,666.50	0.02	0.02	1.62
DTD 07/09/2019 0.000% 11/07/2019												



Managed Account Fair Market Value & Analytics

For the Month Ending **October 31, 2019**

SAN BERNARDINO COUNTY - 76990800

Security Type/Description	Dated Date/Coupon/Maturity	CUSIP	Par	Broker	Next Call Date	Market Price	Market Value	Unreal G/L On Cost	Unreal G/L Amort Cost	Effective Duration	Duration to Worst at Mkt	YTM
Commercial Paper												
MUFG BANK LTD/NY COMM PAPER	02/11/2019 0.000% 11/08/2019	62479MY80	25,000,000.00	MUFG		99.96	24,989,925.00	16,758.33	(1,130.50)	0.02	0.02	1.81
BNP PARIBAS NY BRANCH COMM PAPER	03/22/2019 0.000% 12/18/2019	09659CZJ0	25,000,000.00	BNP DIR		99.75	24,938,675.00	175,480.56	10,480.50	0.13	0.13	1.84
EXXON MOBIL CORP COMM PAPER	-- 0.000% 12/19/2019	30229BZK6	50,000,000.00	EXXON		99.77	49,884,500.00	94,111.11	15,166.50	0.13	0.13	1.70
CREDIT AGRICOLE CIB NY COMM PAPER	-- 0.000% 12/19/2019	22533UZK2	50,000,000.00	CREDITAG		99.77	49,884,500.00	50,750.00	11,166.50	0.13	0.13	1.70
JP MORGAN SECURITIES LLC COMM PAPER	06/06/2019 0.000% 02/03/2020	46640PB36	25,000,000.00	JPMCHASE		99.54	24,886,075.00	112,019.44	14,019.50	0.26	0.26	1.73
TOYOTA MOTOR CREDIT CORP COMM PAPER	-- 0.000% 03/02/2020	89233GB39	25,000,000.00	TOYOTA		99.50	24,876,100.00	85,100.00	5,350.00	0.26	0.26	1.89
BNP PARIBAS NY BRANCH COMM PAPER	-- 0.000% 03/02/2020	09659BC24	25,000,000.00	BNP DIR		99.37	24,841,750.00	56,027.78	13,736.00	0.33	0.33	1.86
Security Type Sub-Total			400,000,000.00			399,279,600.00	2,143,363.88		65,280.00	0.10	0.10	1.76

Certificate of Deposit												
TORONTO DOMINION BANK NY CERT DEPOS	10/19/2018 3.000% 11/01/2019	89114MJN8	25,000,000.00	TOR DOM		100.00	25,000,800.00	800.00	800.00	0.00	0.00	1.85
SVENSKA HANDELSBANKEN NY CERT DEPOS	10/03/2019 1.940% 12/20/2019	86959RCJ7	25,000,000.00	SVENSKA		100.06	25,016,225.00	16,225.00	16,225.00	0.14	0.14	1.70
COOPERATIEVE RABOBANK U.A. CERT DEPOS	01/09/2019 2.860% 01/02/2020	21685V7E3	25,000,000.00	RABO_DIR		100.19	25,047,832.50	47,832.50	47,832.50	0.17	0.17	1.72
BANK OF AMERICA NA CERT DEPOS	05/02/2019 2.550% 01/02/2020	06052TE97	50,000,000.00	BK AMER		100.27	50,136,130.00	136,130.00	136,130.00	0.17	0.17	1.72
NORDEA BANK ABP NEW YORK CERT DEPOS	10/22/2019 1.880% 01/22/2020	65558TNN1	50,000,000.00	DAIWA		100.03	50,016,575.00	16,575.00	16,575.00	0.23	0.23	1.81



Managed Account Fair Market Value & Analytics

For the Month Ending **October 31, 2019**

SAN BERNARDINO COUNTY - 76990800

Security Type/Description	Dated Date/Coupon/Maturity	CUSIP	Par	Broker	Next Call Date	Market Price	Market Value	Unreal G/L On Cost	Unreal G/L Amort Cost	Effective Duration	Duration to Worst at Mkt	YTM
Certificate of Deposit												
SWEDBANK NY CERT DEPOS	87019VZC4	50,000,000.00	OTHER			100.02	50,012,090.00	12,090.00	12,090.00	0.23	0.23	1.81
DTD 10/24/2019 1.860% 01/22/2020												
BANK OF MONTREAL CHICAGO CERT DEPOS	06370R4X4	50,000,000.00	BMO_DIR			100.09	50,042,715.00	42,715.00	42,715.00	0.23	0.23	1.81
DTD 10/04/2019 2.000% 01/23/2020												
WELLS FARGO BANK NA CERT DEPOS	95001KDK7	25,000,000.00	WELLSFAR			100.06	25,014,792.50	14,792.50	14,792.50	0.26	0.26	1.84
DTD 08/23/2019 1.970% 02/03/2020												
SVENSKA HANDELSBANKEN NY CERT DEPOS	86959RBT6	25,000,000.00	SVENSKA			100.06	25,014,900.00	14,900.00	14,900.00	0.26	0.26	1.84
DTD 08/27/2019 1.970% 02/03/2020												
SVENSKA HANDELSBANKEN NY CERT DEPOS	86959RCZ1	25,000,000.00	SVENSKA			99.98	24,994,397.25	(5,602.75)	(5,602.75)	0.26	0.26	1.84
DTD 10/31/2019 1.800% 02/03/2020												
NORDEA BANK ABP NEW YORK CERT DEPOS	65558TPD1	50,000,000.00	CASTLE			100.01	50,004,375.00	4,375.00	4,375.00	0.26	0.26	1.84
DTD 10/29/2019 1.860% 02/03/2020												
COOPERATIEVE RABOBANK U.A. CERT DEPOS	21684XBD7	50,000,000.00	RABO_DIR			99.59	49,794,174.50	(205,825.50)	(205,825.50)	0.66	0.66	1.91
DTD 06/21/2019 2.040% 07/01/2020												
WELLS FARGO BANK NA CERT DEPOS	95001KCZ5	25,000,000.00	WELLSFAR			99.92	24,979,934.75	(20,065.25)	(20,065.25)	0.74	0.74	1.91
DTD 08/20/2019 1.810% 08/03/2020												
Security Type Sub-Total		475,000,000.00				475,074,941.50	74,941.50	74,941.50	74,941.50	0.28	0.28	1.82
Bank Note												
US BANK NA CINCINNATI CALLABLE BANK NOTE	90331HNU3	10,000,000.00	BARCLAYS		06/24/20	100.77	10,076,930.00	81,730.00	81,730.00	0.63	0.64	1.98
DTD 07/24/2018 3.050% 07/24/2020												
US BANK NA CALLABLE BANK NOTE	90331HNG4	40,000,000.00	MORGANST		09/23/20	100.23	40,092,160.00	100,160.00	94,827.60	0.90	0.88	1.81
DTD 10/24/2017 2.050% 10/23/2020												
WELLS FARGO BANK NA BANK NOTE	9498815N3	10,000,000.00	WELLSFAR			100.85	10,085,360.00	11,560.00	22,655.60	1.18	1.18	1.88
DTD 01/23/2018 2.600% 01/15/2021												



Managed Account Fair Market Value & Analytics

For the Month Ending **October 31, 2019**

SAN BERNARDINO COUNTY - 76990800

Security Type/Description	CUSIP	Par	Broker	Next Call Date	Market Price	Market Value	Unreal G/L On Cost	Unreal G/L Amort Cost	Effective Duration	Duration to Worst at Mkt	YTM
JPMORGAN CHASE & CO FLT BK NT (CALLABLE)	481251RS3	10,000,000.00	JPMCHASE	02/19/20	100.06	10,006,160.00	6,160.00	6,160.00	0.05	0.30	2.49
DTD 02/19/2019 2.494% 02/19/2021											
US BANK NA CINCINNATI CALLABLE BANK NOTE	90331HNP4	15,000,000.00	US BANK	03/26/21	101.99	15,297,900.00	298,800.00	298,356.30	1.38	1.37	1.79
DTD 04/26/2018 3.150% 04/26/2021											
BANK OF AMERICA CORP NT (FLOAT, CALLABLE)	06050TML3	15,000,000.00	BK AMER	05/24/20	100.10	15,014,295.00	14,295.00	14,295.00	0.07	0.56	2.45
DTD 05/24/2019 2.482% 05/24/2021											
US BANK BANK NOTE (CALLABLE)	90331HNP7	10,000,000.00	MORGANST	10/15/21	103.14	10,313,730.00	327,530.00	323,275.30	1.87	1.86	1.88
DTD 11/16/2018 3.450% 11/16/2021											
US BANK NA CINCINNATI (CALLABLE) CORP NT	90331HPC1	7,000,000.00	BARCLAYS	04/22/22	101.93	7,135,296.00	142,716.00	141,666.35	2.38	2.36	1.87
DTD 05/23/2019 2.650% 05/23/2022											
WELLS FARGO BANK NA CALLABLE BANK NOTE	9498816A0	20,000,000.00	WELLSFAR	09/09/21	100.07	20,014,400.00	14,400.00	14,400.00	1.95	1.81	2.06
DTD 09/11/2019 2.082% 09/09/2022											
Security Type Sub-Total		137,000,000.00				138,036,231.00	997,351.00	994,351.25	1.10	1.15	1.99

Asset-Backed Security

HAROT 2019-1 A2	43814WAB1	6,500,000.00	BK AMER		100.43	6,528,055.30	28,473.90	28,367.62	0.55	0.96	2.30
DTD 02/27/2019 2.750% 09/20/2021											
TAOT 2019-A A2A	89239AAB9	3,680,093.96	SOC GEN		100.39	3,694,366.47	14,606.66	14,519.63	0.48	0.99	2.44
DTD 02/13/2019 2.830% 10/15/2021											
JDOT 2019-A A2	47789JAB2	5,500,000.00	CITI		100.41	5,522,461.45	22,712.25	22,661.43	0.47	0.96	2.43
DTD 03/13/2019 2.850% 12/15/2021											
HAROT 2019-2 A2	43815MAB2	12,000,000.00	JPMCHASE		100.38	12,045,382.80	45,402.00	45,394.56	0.77	1.09	2.22
DTD 05/29/2019 2.570% 12/21/2021											
TAOT 2019-B A2A	89239JAB0	11,500,000.00	BAML		100.39	11,545,131.75	45,255.95	45,230.65	1.15	1.15	2.25
DTD 05/08/2019 2.590% 02/15/2022											
CHAIT 2015-A4 A4	161571GX6	3,600,000.00	WELLSFAR		99.97	3,599,096.04	2,611.66	2,435.94	1.24	1.24	1.86
DTD 05/01/2015 1.840% 04/15/2022											



Managed Account Fair Market Value & Analytics

For the Month Ending **October 31, 2019**

SAN BERNARDINO COUNTY - 76990800

Security Type/Description	Dated Date/Coupon/Maturity	CUSIP	Par	Broker	Next Call Date	Market Price	Market Value	Unreal G/L On Cost	Unreal G/L Amort Cost	Effective Duration	Duration to Worst at Mkt	YTM
Asset-Backed Security												
TAOT 2019-C A2A		89238UAB6	4,250,000.00	JPM		100.10	4,254,404.70	4,602.32	4,586.73	0.96	1.24	1.92
DTD 08/14/2019 2.000% 04/15/2022												
HAROT 2019-3 A2		43815NAB0	4,500,000.00	SOCGEN		99.99	4,499,718.75	33.75	15.57	1.09	1.24	1.91
DTD 08/27/2019 1.900% 04/15/2022												
JOHN DEERE OWNER TRUST		477870AB5	5,000,000.00	RBC		100.28	5,014,188.50	14,207.50	14,203.90	1.13	1.13	2.03
DTD 07/24/2019 2.280% 05/16/2022												
MERCEDES-BENZ AUTO RECEIVABLES		58769TAB1	6,500,000.00	MIZUHO		100.09	6,505,933.85	6,555.25	6,537.05	1.03	1.32	1.97
DTD 09/25/2019 2.040% 06/15/2022												
HART 2019-B A2		44891JAB4	2,500,000.00	RBC CAP		100.01	2,500,250.00	404.75	404.75	1.40	1.40	1.92
DTD 11/06/2019 1.930%												
07/15/2022												
HAROT 2019-1 A3		43814WAC9	4,000,000.00	BK AMER		101.72	4,068,718.40	68,825.60	68,806.88	1.75	1.69	1.82
DTD 02/27/2019 2.830% 03/20/2023												
HAROT 2019-2 A3		43815MAC0	8,500,000.00	JPMCHASE		101.24	8,605,077.85	105,394.90	105,361.24	2.03	1.82	1.85
DTD 05/29/2019 2.520% 06/21/2023												
JDOT 2019-A A3		47789JAD8	4,500,000.00	CITI		101.80	4,580,917.65	81,470.70	81,404.82	1.60	1.55	1.76
DTD 03/13/2019 2.910% 07/15/2023												
TAOT 2019-A A3		89239AAD5	8,000,000.00	SOC GEN		101.67	8,133,529.60	134,987.20	134,757.04	1.70	1.85	2.01
DTD 02/13/2019 2.910% 07/15/2023												
HAROT 2019-3 A3		43815NAC8	4,750,000.00	SOCGEN		99.89	4,744,621.10	(5,339.48)	(5,342.09)	2.22	1.89	1.84
DTD 08/27/2019 1.780% 08/15/2023												
TAOT 2019-B A3		89239JAD6	5,000,000.00	BAML		101.31	5,065,627.50	66,425.00	66,333.65	1.91	1.89	1.88
DTD 05/08/2019 2.570% 08/15/2023												
TAOT 2019-C A3		89238UAD2	5,000,000.00	JPM		100.01	5,000,518.00	559.00	556.70	2.15	1.93	1.90
DTD 08/14/2019 1.910% 09/15/2023												
BAACT 2018-A2 A2		05522RCZ9	10,000,000.00	TOR DOM		101.68	10,168,341.00	(1,971.50)	(468.10)	1.92	1.92	2.13
DTD 05/17/2018 3.000% 09/15/2023												
JOHN DEERE OWNER TRUST		477870AC3	2,500,000.00	RBC		100.64	2,515,913.25	16,444.00	16,407.35	1.97	1.68	1.83
DTD 07/24/2019 2.210% 12/15/2023												
HART 2019-B A3		44891JAC2	3,750,000.00	RBC CAP		100.09	3,753,262.50	3,435.37	3,435.37	2.17	2.17	1.90
DTD 11/06/2019 1.940%												
02/15/2024												
MERCEDES-BENZ AUTO RECEIVABLES		58769TAD7	7,000,000.00	MIZUHO		99.99	6,999,003.90	(32.20)	(49.49)	2.25	2.17	1.94
DTD 09/25/2019 1.930% 03/15/2024												



Managed Account Fair Market Value & Analytics

For the Month Ending **October 31, 2019**

SAN BERNARDINO COUNTY - 76990800

Security Type/Description	Dated Date/Coupon/Maturity	CUSIP	Par	Broker	Next Call Date	Market Price	Market Value	Unreal G/L On Cost	Unreal G/L Amort Cost	Effective Duration	Duration to Worst at Mkt	YTM
Asset-Backed Security												
CHAT 2012-A7 A7	161571FO2	10,000,000.00	JPMCHASE	100.85	10,085,429.00	25,272.75	26,575.70	2.42	2.42	2.42	2.42	1.81
DTD 10/09/2012 2.160% 09/15/2024												
Security Type Sub-Total		138,530,093.96		139,429,949.36		680,337.33	682,136.90	1.50	1.50	1.50	1.57	2.02
Managed Account Sub-Total		6,732,278,093.96		6,766,893,708.51		64,333,251.12	49,261,075.84	1.23	1.23	1.23	1.23	1.69
Securities Sub-Total		\$6,732,278,093.96		\$6,766,893,708.51		\$64,333,251.12	\$49,261,075.84	1.23	1.23	1.23	1.23	1.69%
Accrued Interest						\$23,767,666.24						
Total Investments						\$6,790,661,374.75						

Bolded items are forward settling trades.



Managed Account Security Transactions & Interest

For the Month Ending **October 31, 2019**

SAN BERNARDINO COUNTY - 76990800

Transaction Type	Trade	Settle	Security Description	CUSIP	Par	Principal Proceeds	Accrued Interest	Total	Realized G/L Cost	Realized G/L Amort Cost	Sale Method
BUY											
	09/30/19	10/01/19	US TREASURY NOTES DTD 05/15/2014 2.500% 05/15/2024	912828WJ5	50,000,000.00	(52,062,500.00)	(472,146.74)	(52,534,646.74)			
	09/30/19	10/02/19	BAACT 2018-A2 A2 DTD 05/17/2018 3.000% 09/15/2023	05522RCZ9	10,000,000.00	(10,170,312.50)	(14,166.67)	(10,184,479.17)			
	10/01/19	10/02/19	BNP PARIBAS NY BRANCH COMM PAPER -- 0.000% 03/02/2020	09659BC24	25,000,000.00	(24,785,722.22)	0.00	(24,785,722.22)			
	10/02/19	10/03/19	SVENSKA HANDELSBANKEN NY CERT DEPOS	86959RCJ7	25,000,000.00	(25,000,000.00)	0.00	(25,000,000.00)			
	10/02/19	10/03/19	EXXON MOBIL CORP COMM PAPER -- 0.000% 12/19/2019	30229BZK6	50,000,000.00	(49,790,388.89)	0.00	(49,790,388.89)			
	10/02/19	10/07/19	TOYOTA MOTOR CREDIT CORP CORP NOTES	89236TGJ8	15,000,000.00	(14,998,200.00)	0.00	(14,998,200.00)			
	10/03/19	10/04/19	BANK OF MONTREAL CHICAGO CERT DEPOS	06370R4X4	50,000,000.00	(50,000,000.00)	0.00	(50,000,000.00)			
	10/10/19	10/11/19	US TREASURY N/B DTD 10/04/2019 2.000% 01/23/2020	9128282N9	50,000,000.00	(51,474,609.38)	(207,880.43)	(51,682,489.81)			
	10/15/19	10/15/19	CREDIT AGRICOLE CIB NY COMM PAPER	22533UXG3	40,000,000.00	(39,997,933.33)	0.00	(39,997,933.33)			
	10/16/19	10/16/19	CREDIT AGRICOLE CIB NY COMM PAPER	22533UXH1	26,000,000.00	(25,998,663.89)	0.00	(25,998,663.89)			
	10/17/19	10/17/19	FIDELITY GOVT MM FUND 2642 CREDIT AGRICOLE CIB NY COMM PAPER	31607A703	13,000,000.00	(13,000,000.00)	0.00	(13,000,000.00)			
	10/17/19	10/17/19	CREDIT AGRICOLE CIB NY COMM PAPER	22533UZK2	50,000,000.00	(49,833,750.00)	0.00	(49,833,750.00)			
	10/17/19	10/17/19	CALIFORNIA ASSET MANAGEMENT PROGRAM	CAMPMF025	36,000,000.00	(36,000,000.00)	0.00	(36,000,000.00)			
	10/17/19	10/18/19	FANNIE MAE NOTES DTD 10/18/2019 1.625% 10/15/2024	3135G0W66	25,000,000.00	(24,957,250.00)	0.00	(24,957,250.00)			



Managed Account Security Transactions & Interest

For the Month Ending **October 31, 2019**

SAN BERNARDINO COUNTY - 76990800

Transaction Type	Trade	Settle	Security Description	CUSIP	Par	Principal Proceeds	Accrued Interest	Total	Realized G/L Cost	Realized G/L Amort Cost	Sale Method
BUY											
	10/18/19	10/18/19	MUFG BANK LTD/NY COMM PAPER	62479MY80	25,000,000.00	(24,973,166.67)	0.00	(24,973,166.67)			
			DTD 02/11/2019 0.000% 11/08/2019								
	10/21/19	10/21/19	CALIFORNIA ASSET MANAGEMENT PROGRAM	CAMPMF025	46,000,000.00	(46,000,000.00)	0.00	(46,000,000.00)			
	10/22/19	10/22/19	NORDEA BANK ABP NEW YORK CERT DEPOS	65558TNN1	50,000,000.00	(50,000,000.00)	0.00	(50,000,000.00)			
			DTD 10/22/2019 1.880% 01/22/2020								
	10/23/19	10/24/19	SWEDBANK NY CERT DEPOS	87019VZC4	50,000,000.00	(50,000,000.00)	0.00	(50,000,000.00)			
			DTD 10/24/2019 1.860% 01/22/2020								
	10/28/19	10/29/19	NORDEA BANK ABP NEW YORK CERT DEPOS	65558TPD1	50,000,000.00	(50,000,000.00)	0.00	(50,000,000.00)			
			DTD 10/29/2019 1.860% 02/03/2020								
	10/29/19	10/29/19	BNP PARIBAS NY BRANCH COMM PAPER	09659CXW3	150,000,000.00	(149,992,500.00)	0.00	(149,992,500.00)			
			DTD 05/03/2019 0.000% 10/30/2019								
	10/29/19	10/29/19	FIDELITY GOV'T MM FUND 2642	31607A703	192,000,000.00	(192,000,000.00)	0.00	(192,000,000.00)			
	10/29/19	11/06/19	HART 2019-B A2	44891JAB4	2,500,000.00	(2,499,845.25)	0.00	(2,499,845.25)			
			DTD 11/06/2019 1.930% 07/15/2022								
	10/29/19	11/06/19	HART 2019-B A3	44891JAC2	3,750,000.00	(3,749,827.13)	0.00	(3,749,827.13)			
			DTD 11/06/2019 1.940% 02/15/2024								
	10/30/19	10/30/19	NATIXIS NY BRANCH COMM PAPER	63873KXX0	217,000,000.00	(216,989,210.28)	0.00	(216,989,210.28)			
			DTD 04/04/2019 0.000% 10/31/2019								
	10/31/19	10/31/19	SVENSKA HANDELSBANKEN NY CERT DEPOS	86959RCZ1	25,000,000.00	(25,000,000.00)	0.00	(25,000,000.00)			
			DTD 10/31/2019 1.800% 02/03/2020								
	10/31/19	10/31/19	FIDELITY GOV'T MM FUND 2642	31607A703	265,000,000.00	(265,000,000.00)	0.00	(265,000,000.00)			
	10/31/19	11/01/19	US TREASURY N/B NOTES	912828XX3	50,000,000.00	(51,017,578.13)	(336,956.52)	(51,354,534.65)			
			DTD 06/30/2017 2.000% 06/30/2024								
Transaction Type Sub-Total					1,591,250,000.00	(1,595,291,457.67)	(1,031,150.36)	(1,596,322,608.03)			
INTEREST											



Managed Account Security Transactions & Interest

For the Month Ending **October 31, 2019**

SAN BERNARDINO COUNTY - 76990800

Transaction Type	Trade	Settle	Security Description	CUSIP	Par	Principal Proceeds	Accrued Interest	Total	Realized G/L Cost	Realized G/L Amort Cost	Sale Method
INTEREST											
10/01/19	10/01/19		FEDERAL HOME LOAN BANKS NOTES DTD 09/07/2018 2.625% 10/01/2020	3130AEWA4	75,000,000.00	0.00	984,375.00	984,375.00			
10/01/19	10/01/19		JOHN DEERE CAPITAL CORP DTD 03/07/2019 2.950% 04/01/2022	24422EUT4	5,000,000.00	0.00	83,583.34	83,583.34			
10/02/19	10/02/19		FREDDIE MAC GLOBAL NOTES DTD 10/02/2012 1.250% 10/02/2019	3137EADM8	10,000,000.00	0.00	62,500.00	62,500.00			
10/04/19	10/04/19		INTER-AMERICAN DEVELOPMENT BANK NOTE DTD 10/04/2013 3.000% 10/04/2023	4581X0CC0	25,000,000.00	0.00	375,000.00	375,000.00			
10/05/19	10/05/19		FEDERAL FARM CREDIT BANKS NOTES DTD 04/05/2018 2.540% 04/05/2021	3133EJJD2	50,000,000.00	0.00	635,000.00	635,000.00			
10/09/19	10/09/19		WAL-MART STORES INC CORP NOTE DTD 10/20/2017 1.750% 10/09/2019	931142DY6	7,000,000.00	0.00	61,250.00	61,250.00			
10/12/19	10/12/19		FEDERAL HOME LOAN BANKS NOTES DTD 10/12/2018 3.000% 10/12/2021	3130AF5B9	50,000,000.00	0.00	750,000.00	750,000.00			
10/12/19	10/12/19		FANNIE MAE NOTES DTD 04/12/2019 2.250% 04/12/2022	3135G0V59	75,000,000.00	0.00	843,750.00	843,750.00			
10/12/19	10/12/19		TOYOTA MOTOR CREDIT CORP DTD 04/12/2019 2.650% 04/12/2022	89236TFX8	10,000,000.00	0.00	132,500.00	132,500.00			
10/13/19	10/13/19		FANNIE MAE NOTES DTD 04/13/2018 2.500% 04/13/2021	3135G0U27	50,000,000.00	0.00	625,000.00	625,000.00			
10/15/19	10/15/19		JDOT 2019-A A2 DTD 03/13/2019 2.850% 12/15/2021	47789JAB2	5,500,000.00	0.00	13,062.50	13,062.50			
10/15/19	10/15/19		MERCEDES-BENZ AUTO RECEIVABLES DTD 09/25/2019 1.930% 03/15/2024	58769TAD7	7,000,000.00	0.00	7,544.47	7,544.47			
10/15/19	10/15/19		TAOT 2019-A A2A DTD 02/13/2019 2.830% 10/15/2021	89239AAB9	4,000,000.00	0.00	9,433.33	9,433.33			
10/15/19	10/15/19		HAROT 2019-3 A3 DTD 08/27/2019 1.780% 08/15/2023	43815NAC8	4,750,000.00	0.00	7,045.83	7,045.83			
10/15/19	10/15/19		JOHN DEERE OWNER TRUST DTD 07/24/2019 2.210% 12/15/2023	477870AC3	2,500,000.00	0.00	4,604.17	4,604.17			
10/15/19	10/15/19		JDOT 2019-A A3 DTD 03/13/2019 2.910% 07/15/2023	47789JAD8	4,500,000.00	0.00	10,912.50	10,912.50			



Managed Account Security Transactions & Interest

For the Month Ending **October 31, 2019**

SAN BERNARDINO COUNTY - 76990800

Transaction Type	Trade	Settle	Security Description	CUSIP	Par	Principal Proceeds	Accrued Interest	Total	Realized G/L Cost	Realized G/L Amort Cost	Sale Method
INTEREST											
10/15/19	10/15/19	10/15/19	CHAIT 2012-A7 A7	161571FO2	10,000,000.00	0.00	18,000.00	18,000.00			
			DTD 10/09/2012 2.160% 09/15/2024								
10/15/19	10/15/19	10/15/19	TAOT 2019-C A2A	89238UAB6	4,250,000.00	0.00	7,083.33	7,083.33			
			DTD 08/14/2019 2.000% 04/15/2022								
10/15/19	10/15/19	10/15/19	HAROT 2019-3 A2	43815NAB0	4,500,000.00	0.00	7,125.00	7,125.00			
			DTD 08/27/2019 1.900% 04/15/2022								
10/15/19	10/15/19	10/15/19	TAOT 2019-B A2A	89239JAB0	11,500,000.00	0.00	24,820.83	24,820.83			
			DTD 05/08/2019 2.590% 02/15/2022								
10/15/19	10/15/19	10/15/19	INTER-AMERICAN DEVELOPMENT BANK	4581X0CR7	25,000,000.00	0.00	156,250.00	156,250.00			
			DTD 10/15/2015 1.250% 10/15/2019								
10/15/19	10/15/19	10/15/19	TAOT 2019-B A3	89239JAD6	5,000,000.00	0.00	10,708.33	10,708.33			
			DTD 05/08/2019 2.570% 08/15/2023								
10/15/19	10/15/19	10/15/19	BAACT 2018-A2 A2	05522RCZ9	10,000,000.00	0.00	25,000.00	25,000.00			
			DTD 05/17/2018 3.000% 09/15/2023								
10/15/19	10/15/19	10/15/19	TAOT 2019-A A3	89239AAD5	8,000,000.00	0.00	19,400.00	19,400.00			
			DTD 02/13/2019 2.910% 07/15/2023								
10/15/19	10/15/19	10/15/19	INTER-AMERICAN DEVELOPMENT BANK	4581X0CR7	25,000,000.00	0.00	156,250.00	156,250.00			
			DTD 10/15/2015 1.250% 10/15/2019								
10/15/19	10/15/19	10/15/19	MERCEDES-BENZ AUTO RECEIVABLES	58769TAB1	6,500,000.00	0.00	7,366.67	7,366.67			
			DTD 09/25/2019 2.040% 06/15/2022								
10/15/19	10/15/19	10/15/19	CHAIT 2015-A4 A4	161571GX6	3,600,000.00	0.00	5,520.00	5,520.00			
			DTD 05/01/2015 1.840% 04/15/2022								
10/15/19	10/15/19	10/15/19	TAOT 2019-C A3	89238UAD2	5,000,000.00	0.00	7,958.33	7,958.33			
			DTD 08/14/2019 1.910% 09/15/2023								
10/16/19	10/16/19	10/16/19	JOHN DEERE OWNER TRUST	477870AB5	5,000,000.00	0.00	9,500.00	9,500.00			
			DTD 07/24/2019 2.280% 05/16/2022								
10/18/19	10/18/19	10/18/19	HAROT 2019-1 A2	43814WAB1	6,500,000.00	0.00	14,895.84	14,895.84			
			DTD 02/27/2019 2.750% 09/20/2021								
10/18/19	10/18/19	10/18/19	HAROT 2019-1 A3	43814WAC9	4,000,000.00	0.00	9,433.33	9,433.33			
			DTD 02/27/2019 2.830% 03/20/2023								
10/19/19	10/19/19	10/19/19	INTER-AMERICAN DEVELOPMENT BANK	4581X0DB1	50,000,000.00	0.00	656,250.00	656,250.00			
			NOTE								
			DTD 04/19/2018 2.625% 04/19/2021								



Managed Account Security Transactions & Interest

For the Month Ending **October 31, 2019**

SAN BERNARDINO COUNTY - 76990800

Transaction Type	Trade	Settle	Security Description	CUSIP	Par	Principal Proceeds	Accrued Interest	Total	Realized G/L Cost	Realized G/L Amort Cost	Sale Method
INTEREST											
	10/19/19	10/19/19	FEDERAL FARM CREDIT BANKS FLOATING NOTE	3133EIGR4	10,000,000.00	0.00	16,641.67	16,641.67			
			DTD 03/19/2018 1.786% 11/19/2019								
	10/20/19	10/20/19	FHLMC AGENCY NOTES	3137EAEF2	25,000,000.00	0.00	171,875.00	171,875.00			
			DTD 04/20/2017 1.375% 04/20/2020								
	10/21/19	10/21/19	HAROT 2019-2 A3	43815MAC0	8,500,000.00	0.00	17,850.00	17,850.00			
			DTD 05/29/2019 2.520% 06/21/2023								
	10/21/19	10/21/19	FEDERAL HOME LOAN BANK NOTES	3130ACM92	50,000,000.00	0.00	375,000.00	375,000.00			
			DTD 10/13/2017 1.500% 10/21/2019								
	10/21/19	10/21/19	HAROT 2019-2 A2	43815MAB2	12,000,000.00	0.00	25,700.00	25,700.00			
			DTD 05/29/2019 2.570% 12/21/2021								
	10/21/19	10/21/19	INTL BK RECON & DEVELOP NOTES	459058FZ1	25,000,000.00	0.00	234,500.00	234,500.00			
			DTD 03/21/2017 1.875% 04/21/2020								
	10/23/19	10/23/19	FHLMC NOTES	3137EAEF7	35,000,000.00	0.00	437,500.00	437,500.00			
			DTD 04/19/2018 2.500% 04/23/2020								
	10/23/19	10/23/19	US BANK NA CALLABLE BANK NOTE	90331HNG4	40,000,000.00	0.00	410,000.00	410,000.00			
			DTD 10/24/2017 2.050% 10/23/2020								
	10/24/19	10/24/19	FANNIE MAE GLOBAL NOTES	3135GOR39	25,000,000.00	0.00	125,000.00	125,000.00			
			DTD 10/25/2016 1.000% 10/24/2019								
	10/26/19	10/26/19	US BANK NA CINCINNATI CALLABLE BANK NOTE	90331HNP4	15,000,000.00	0.00	236,250.00	236,250.00			
			DTD 04/26/2018 3.150% 04/26/2021								
	10/26/19	10/26/19	JPMORGAN CHASE & CO CORP NOTE	48125LRN4	7,500,000.00	0.00	115,725.00	115,725.00			
			DTD 04/26/2018 3.086% 04/26/2021								
	10/26/19	10/26/19	FEDERAL HOME LOAN BANK NOTES (CALLABLE)	3130AFAJ6	25,000,000.00	0.00	401,250.00	401,250.00			
			DTD 10/26/2018 3.210% 10/26/2022								
	10/30/19	10/30/19	FANNIE MAE NOTES	3135GOU84	50,000,000.00	0.00	718,750.00	718,750.00			
			DTD 11/01/2018 2.875% 10/30/2020								
	10/31/19	10/31/19	BANK OF THE WEST MONEY MARKET FUND	BKOFWEST7	0.00	0.00	408,945.21	408,945.21			
			US TREASURY N/B NOTES	912828M49	25,000,000.00	0.00	234,375.00	234,375.00			
			DTD 11/02/2015 1.875% 10/31/2022								



Managed Account Security Transactions & Interest

For the Month Ending **October 31, 2019**

SAN BERNARDINO COUNTY - 76990800

Transaction Type	Trade	Settle	Security Description	CUSIP	Par	Principal Proceeds	Accrued Interest	Total	Realized G/L Cost	Realized G/L Amort Cost	Sale Method
INTEREST											
	10/31/19	10/31/19	US TREASURY NOTES DTD 10/31/2014 1.500% 10/31/2019	912828F62	25,000,000.00	0.00	187,500.00	187,500.00			
	10/31/19	10/31/19	US TREASURY NOTES DTD 10/31/2013 1.750% 10/31/2020	912828WC0	50,000,000.00	0.00	437,500.00	437,500.00			
	10/31/19	10/31/19	FEDERATED GOVT OBLIGATIONS FUND	608919718	0.00	0.00	12,775.73	12,775.73			
	10/31/19	10/31/19	US TREASURY NOTES DTD 04/30/2013 1.125% 04/30/2020	912828VA5	50,000,000.00	0.00	281,250.00	281,250.00			
	10/31/19	10/31/19	CALIFORNIA ASSET MANAGEMENT PROGRAM	CAMPMF025	0.00	0.00	406,423.65	406,423.65			
	10/31/19	10/31/19	US TREASURY NOTES DTD 04/30/2015 1.375% 04/30/2020	912828K58	50,000,000.00	0.00	343,750.00	343,750.00			
	10/31/19	10/31/19	FIDELITY GOVT MM FUND 2642	31607A703	0.00	0.00	219,902.60	219,902.60			
	10/31/19	10/31/19	STONECASTLE FICA	FICAMF003	0.00	0.00	76,438.36	76,438.36			
	10/31/19	10/31/19	US TREASURY NOTES DTD 10/31/2014 1.500% 10/31/2019	912828F62	25,000,000.00	0.00	187,500.00	187,500.00			
Transaction Type Sub-Total					1,122,100,000.00	0.00	11,823,525.02	11,823,525.02			

MATURITY											
	10/01/19	10/01/19	SVENSKA HANDELSBANKEN NY CERT DEPOS	8695816V6	25,000,000.00	25,000,000.00	298,666.67	25,298,666.67	0.00	0.00	
	10/01/19	10/01/19	NORDEA BANK ABP NEW YORK CERT DEPOS	65558TGP4	50,000,000.00	50,000,000.00	598,541.67	50,598,541.67	0.00	0.00	
	10/01/19	10/01/19	JP MORGAN SECURITIES LLC COMM PAPER	466400X14	25,000,000.00	25,000,000.00	0.00	25,000,000.00	320,520.83	0.00	
	10/01/19	10/01/19	BANK OF MONTREAL CHICAGO CERT DEPOS	06370RR68	40,000,000.00	40,000,000.00	210,466.67	40,210,466.67	0.00	0.00	
	10/02/19	10/02/19	FREDDIE MAC GLOBAL NOTES DTD 10/02/2012 1.250% 10/02/2019	3137EADM8	10,000,000.00	10,000,000.00	0.00	10,000,000.00	51,000.00	0.00	
	10/07/19	10/07/19	EXXON MOBIL CORP COMM PAPER DTD 08/29/2019 0.000% 10/07/2019	30229BX77	40,000,000.00	40,000,000.00	0.00	40,000,000.00	87,100.00	0.00	



Managed Account Security Transactions & Interest

For the Month Ending **October 31, 2019**

SAN BERNARDINO COUNTY - 76990800

Transaction Type	Trade	Settle	Security Description	CUSIP	Par	Principal Proceeds	Accrued Interest	Total	Realized G/L Cost	Realized G/L Amort Cost	Sale Method	
MATURITY												
	10/09/19	10/09/19	MUFG BANK LTD/NY COMM PAPER -- 0.000% 10/09/2019	62479MX99	40,000,000.00	40,000,000.00	0.00	40,000,000.00	28,600.00	0.00		
	10/09/19	10/09/19	WAL-MART STORES INC CORP NOTE DTD 10/20/2017 1.750% 10/09/2019	931142DY6	7,000,000.00	7,000,000.00	0.00	7,000,000.00	140.00	0.00		
	10/15/19	10/15/19	INTER-AMERICAN DEVELOPMENT BANK DTD 10/15/2015 1.250% 10/15/2019	4581XOCR7	25,000,000.00	25,000,000.00	0.00	25,000,000.00	349,000.00	0.00		
	10/15/19	10/15/19	INTER-AMERICAN DEVELOPMENT BANK DTD 10/15/2015 1.250% 10/15/2019	4581XOCR7	25,000,000.00	25,000,000.00	0.00	25,000,000.00	254,000.00	0.00		
	10/16/19	10/16/19	CREDIT AGRICOLE CIB NY COMM PAPER	22533UXG3	40,000,000.00	40,000,000.00	0.00	40,000,000.00	2,066.67	0.00		
	10/17/19	10/17/19	CREDIT AGRICOLE CIB NY COMM PAPER	22533UXH1	26,000,000.00	26,000,000.00	0.00	26,000,000.00	1,336.11	0.00		
	10/21/19	10/21/19	FEDERAL HOME LOAN BANK NOTES DTD 10/13/2017 1.500% 10/21/2019	3130ACM92	50,000,000.00	50,000,000.00	0.00	50,000,000.00	88,500.00	0.00		
	10/24/19	10/24/19	FANNIE MAE GLOBAL NOTES DTD 10/25/2016 1.000% 10/24/2019	3135GQR39	25,000,000.00	25,000,000.00	0.00	25,000,000.00	67,000.00	0.00		
	10/30/19	10/30/19	BNP PARIBAS NY BRANCH COMM PAPER DTD 05/03/2019 0.000% 10/30/2019	09659CXW3	150,000,000.00	150,000,000.00	0.00	150,000,000.00	7,500.00	0.00		
	10/31/19	10/31/19	US TREASURY NOTES DTD 10/31/2014 1.500% 10/31/2019	912828F62	25,000,000.00	25,000,000.00	0.00	25,000,000.00	31,250.00	0.00		
	10/31/19	10/31/19	NATIXIS NY BRANCH COMM PAPER DTD 04/04/2019 0.000% 10/31/2019	63873KXX0	217,000,000.00	217,000,000.00	0.00	217,000,000.00	10,789.72	0.00		
	10/31/19	10/31/19	US TREASURY NOTES DTD 10/31/2014 1.500% 10/31/2019	912828F62	25,000,000.00	25,000,000.00	0.00	25,000,000.00	100,585.94	0.00		
Transaction Type Sub-Total					845,000,000.00	845,000,000.00	1,107,675.01	846,107,675.01	1,399,389.27	0.00		

PAYDOWNS

10/15/19	10/15/19	TAOT 2019-A AZA DTD 02/13/2019 2.830% 10/15/2021	89239AAB9	319,906.04	319,906.04	0.00	319,906.04	29.05	0.00	
----------	----------	---	-----------	------------	------------	------	------------	-------	------	--

Transaction Type Sub-Total

				319,906.04	319,906.04	0.00	319,906.04	29.05	0.00	
--	--	--	--	-------------------	-------------------	-------------	-------------------	--------------	-------------	--



Managed Account Security Transactions & Interest

For the Month Ending **October 31, 2019**

SAN BERNARDINO COUNTY - 76990800

Transaction Type	Trade	Settle	Security Description	CUSIP	Par	Principal Proceeds	Accrued Interest	Total	Realized G/L Cost	Realized G/L Amort Cost	Sale Method
SELL											
	10/03/19	10/03/19	FIDELITY GOVT MM FUND 2642	31607A703	51,000,000.00	51,000,000.00	0.00	51,000,000.00	0.00	0.00	FIFO
	10/03/19	10/03/19	FEDERATED GOVT OBLIGATIONS FUND	608919718	76,000,000.00	76,000,000.00	0.00	76,000,000.00	0.00	0.00	FIFO
	10/03/19	10/03/19	FEDERATED GOVT OBLIGATIONS FUND	608919718	33,000,000.00	33,000,000.00	0.00	33,000,000.00	0.00	0.00	FIFO
	10/03/19	10/03/19	FIDELITY GOVT MM FUND 2642	31607A703	1,000,000.00	1,000,000.00	0.00	1,000,000.00	0.00	0.00	FIFO
	10/03/19	10/03/19	FEDERATED GOVT OBLIGATIONS FUND	608919718	1,000,000.00	1,000,000.00	0.00	1,000,000.00	0.00	0.00	FIFO
	10/07/19	10/07/19	FIDELITY GOVT MM FUND 2642	31607A703	99,000,000.00	99,000,000.00	0.00	99,000,000.00	0.00	0.00	FIFO
	10/11/19	10/11/19	FIDELITY GOVT MM FUND 2642	31607A703	29,000,000.00	29,000,000.00	0.00	29,000,000.00	0.00	0.00	FIFO
	10/11/19	10/11/19	FIDELITY GOVT MM FUND 2642	31607A703	82,000,000.00	82,000,000.00	0.00	82,000,000.00	0.00	0.00	FIFO
	10/17/19	10/18/19	FEDERAL FARM CREDIT BANKS NOTES DTD 04/05/2018 2.540% 04/05/2021	3133EJJD2	50,000,000.00	50,650,000.00	45,861.11	50,695,861.11	637,500.00	643,783.50	FIFO
	10/24/19	10/24/19	FIDELITY GOVT MM FUND 2642	31607A703	12,000,000.00	12,000,000.00	0.00	12,000,000.00	0.00	0.00	FIFO
	10/24/19	10/24/19	FIDELITY GOVT MM FUND 2642	31607A703	71,000,000.00	71,000,000.00	0.00	71,000,000.00	0.00	0.00	FIFO
Transaction Type Sub-Total					505,000,000.00	505,650,000.00	45,861.11	505,695,861.11	637,500.00	643,783.50	
Managed Account Sub-Total						(244,321,551.63)	11,945,910.78	(232,375,640.85)	2,036,918.32	643,783.50	
Total Security Transactions						(\$244,321,551.63)	\$11,945,910.78	(\$232,375,640.85)	\$2,036,918.32	\$643,783.50	

Bolded items are forward settling trades.